

---

# The critical doping effects on the electronic structure of iron-based superconductors

---

Donglai Feng  
Dept. of Physics, Fudan Univ.

---

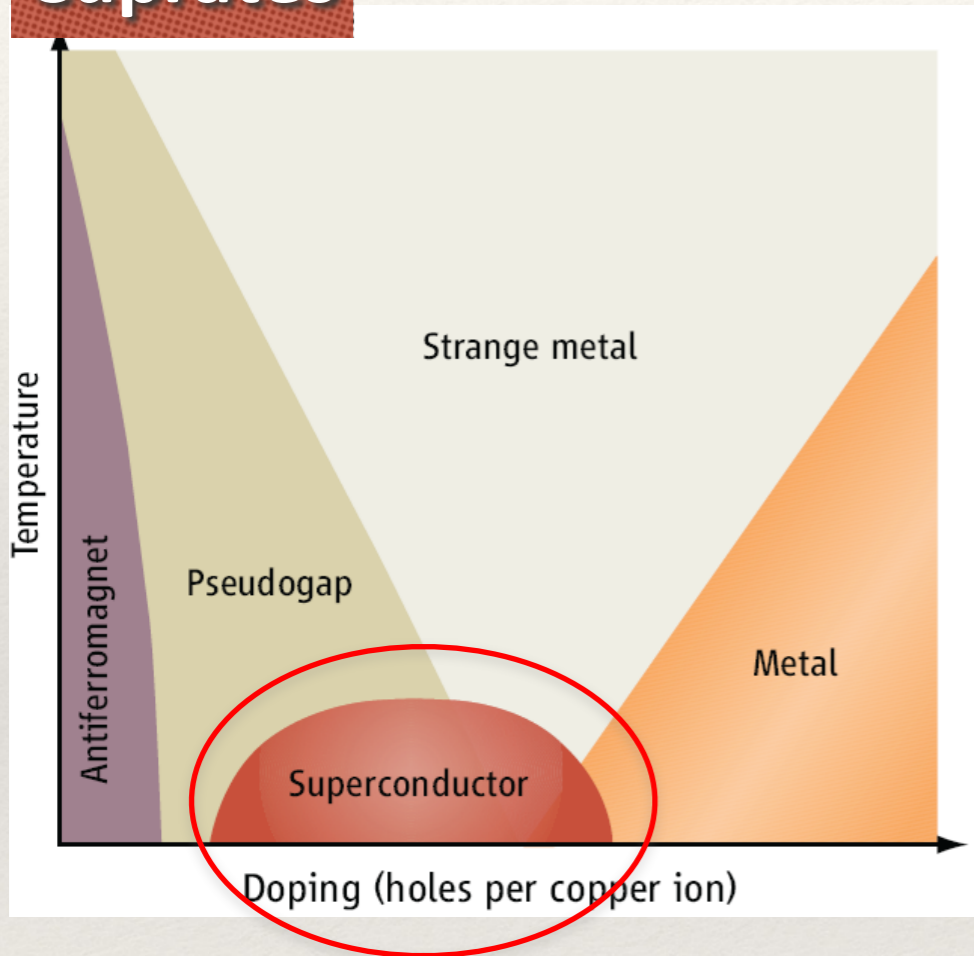
# Acknowledgement

---

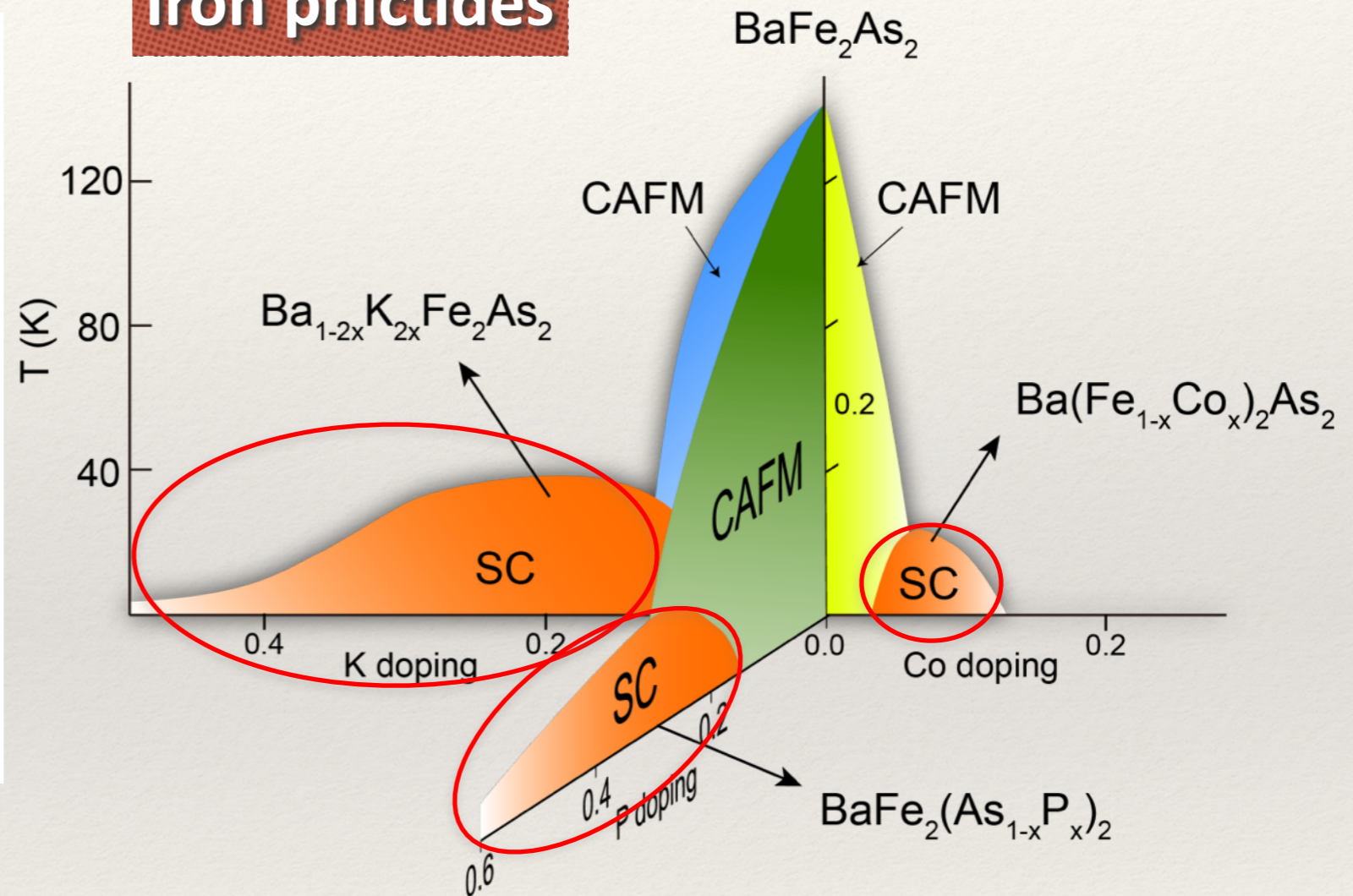
- ❖ Fudan: Z. R. Ye, Y. Zhang, X. H. Niu, S. D. Chen, J. Jiang, T. Zhang, B. P. Xie
- ❖ SLS, BESSY, SSRL, KEK, UVSOR, KEK, NSRRC, Diamond light source
- ❖ Materials: X. H. Chen, P. C. Dai, J. Zhao, M. H. Fang, H. H. Wen, C. Q. Jin, Z. A. Xu, L. L. Sun
- ❖ Theory: J. P. Hu, T. Xiang, Z. Y. Lu, D. H. Lee
- ❖ NSFC, MOST

# Two family of high-Tc's

## Cuprates



## Iron pnictides



The superconducting region shows a dome-like shape in the phase diagram and is sensitive to the doping level.

---

# But we are doping a metal now ?!

---

- ❖ Why the iron-based superconductors (FeSC) have similar phase diagrams as that of the cuprates (doped Mott insulator) ?
- ❖ Why hetero-valent doping (electron or hole) and iso-valent doping [positive pressure (P, S), or negative pressure (Ru)] (and physical pressure) give the similar phase diagram. If it does not depend on the carrier density, what matters?
- ❖ Why the phase diagram of various FeSC's are so different in regime sizes ? Why FeSC's are less sensitive to impurities, compared with the cuprates.
- ❖ Why and how does  $T_c$  depend on the structural parameters ?

**What is the universal role of dopants on the electronic structure ? and HOW does that affect the superconductivity?**

---

# Outline

---

- ❖ Extraordinary impurity scattering
- ❖ Alter Fermi surface
- ❖ Change bandwidth: the real universal electronic parameter
- ❖ What are more important for  $T_c$  ?

Z. R. Ye et al. PRX 4, 031041 (2014)  
X. H. Niu, (in preparation)

# Various iron-based systems studied

$\text{LiFe}_{1-x}\text{Co}_x\text{As}$ :  $x=0, 0.03, 0.09, 0.12, 0.17, 0.3$

$\text{NaFe}_{1-x}\text{Co}_x\text{As}$ :  $x=0.045, 0.065, 0.1, 0.146, 0.32$

$\text{Ba}_{1-x}\text{K}_x\text{Fe}_2\text{As}_2$ :  $x=0, 0.23, 0.43, 0.65, 0.86, 1$

$\text{BaFe}_2(\text{As}_{1-x}\text{P}_x)_2$ :  $x=0, 0.1, 0.2, 0.3, 0.5$

$\text{FeTe}_{1-x}\text{Se}_x$ :  $x=0.1, 0.3, 0.4$

$\text{K}_x\text{Fe}_{2-y}\text{Se}_{2-z}\text{S}_z$ :  $Z=0, \dots, 2$      $\text{Rb}_x\text{Fe}_{2-y}\text{Se}_{2-z}\text{Te}_z$ :  $Z=0, \dots, 0.4$

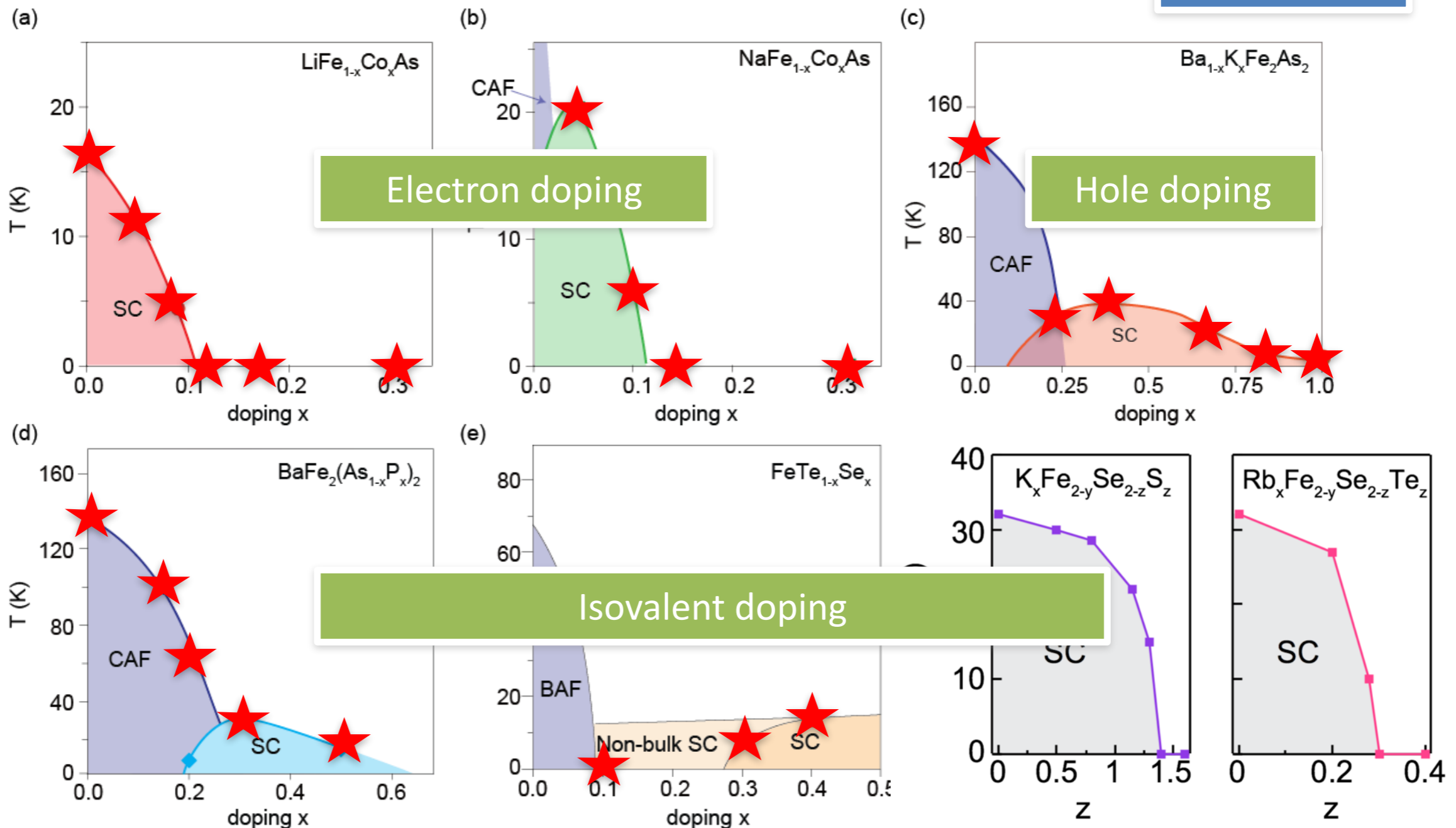
Electron doping

Hole doping

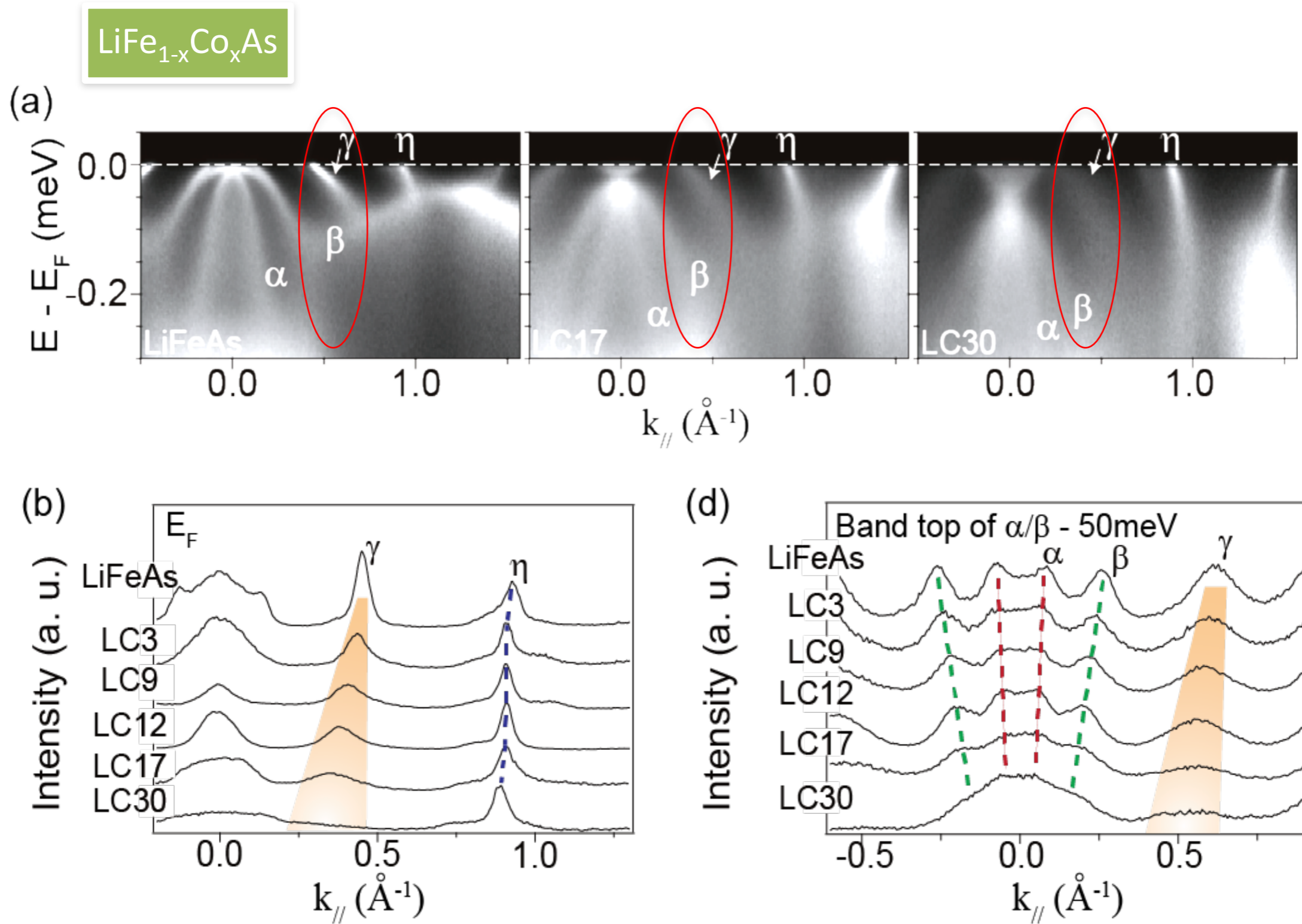
Isovalent doping

FeAs  
compounds

FeSe  
compounds

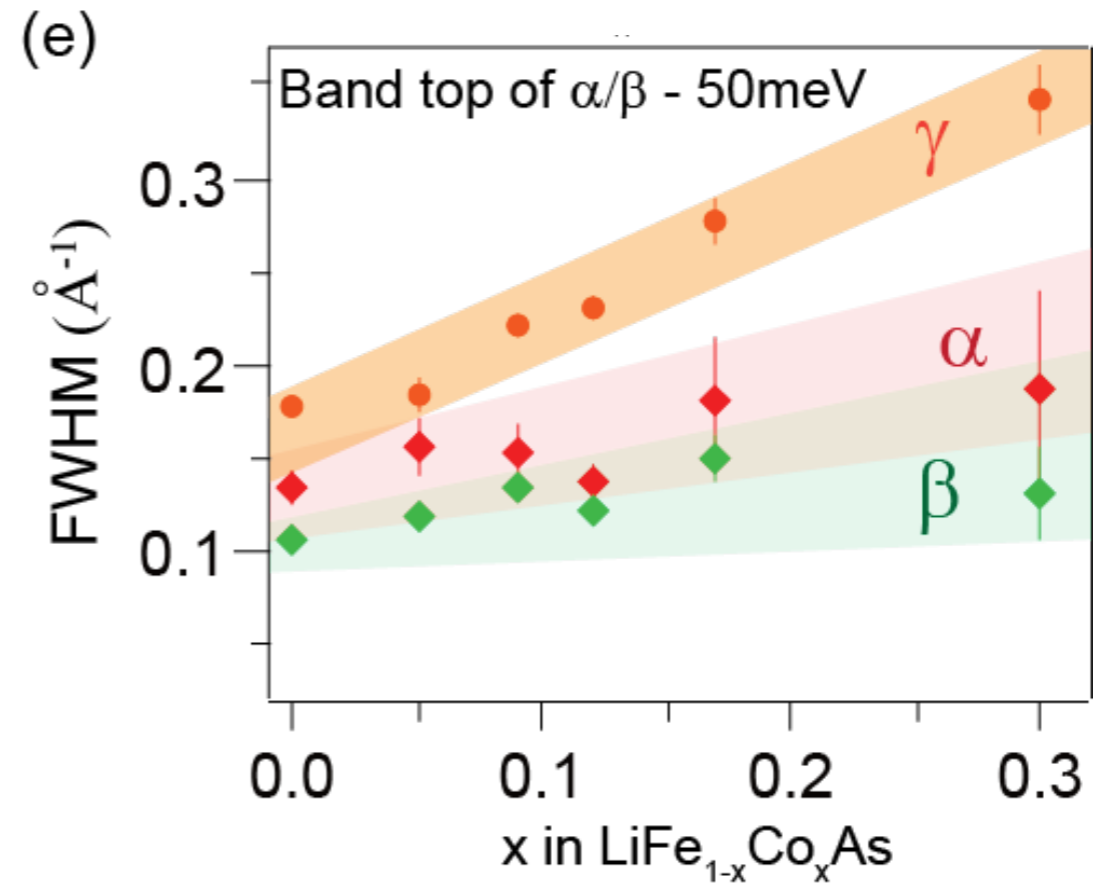
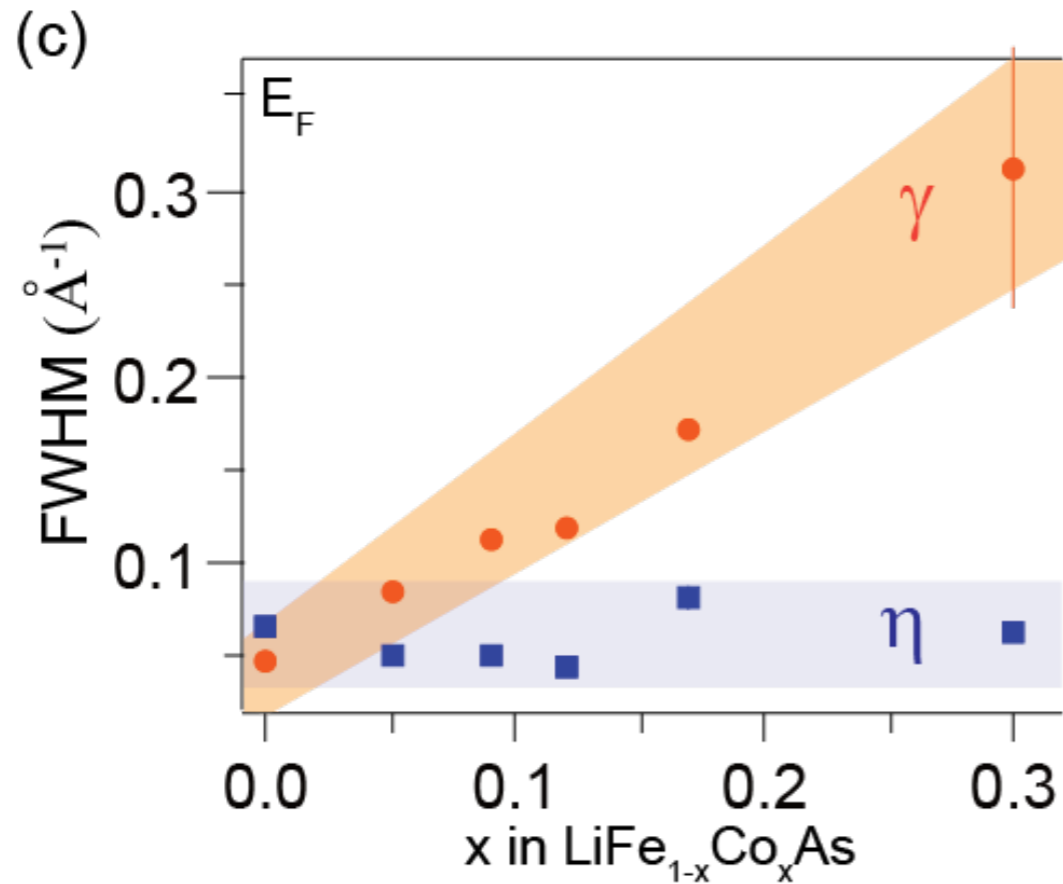


# 1. Impurity scattering effect



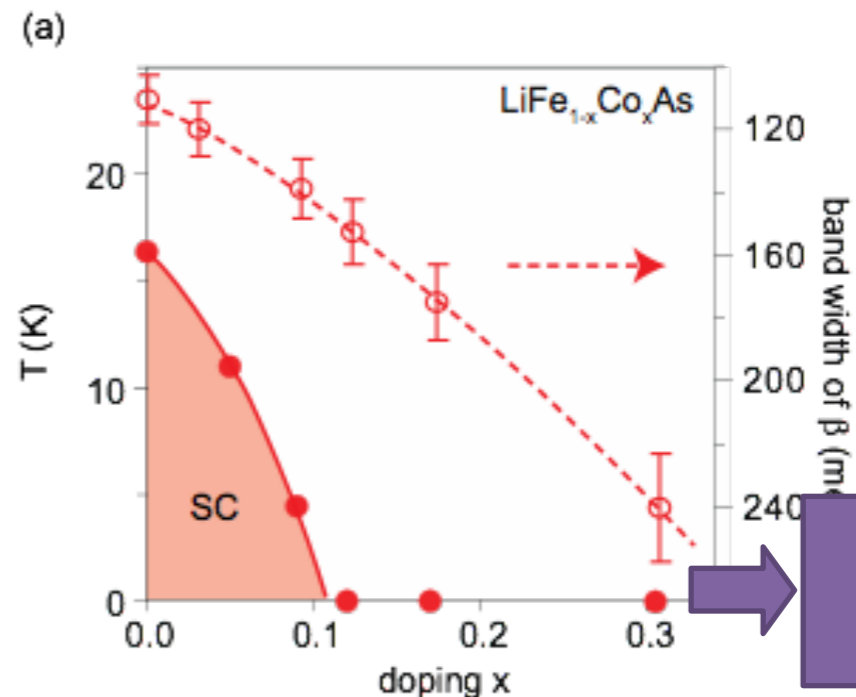
with cobalt doping, the  $d_{xy}$ -based  $\gamma$  band becomes significantly weaker and broader.

# Band selective scattering



The FWHM of  $\gamma$  increases remarkably, compared to all the other bands.

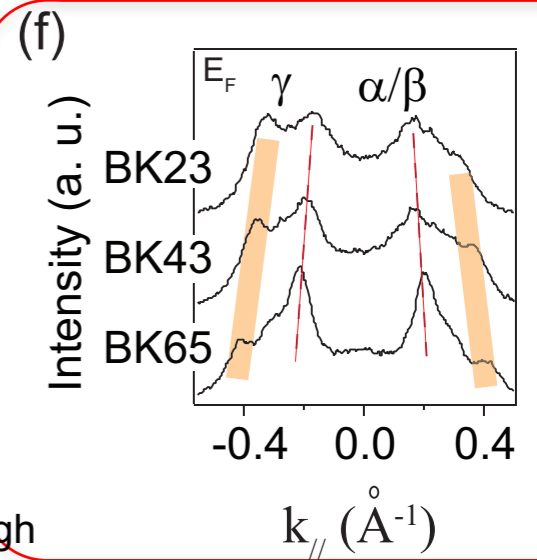
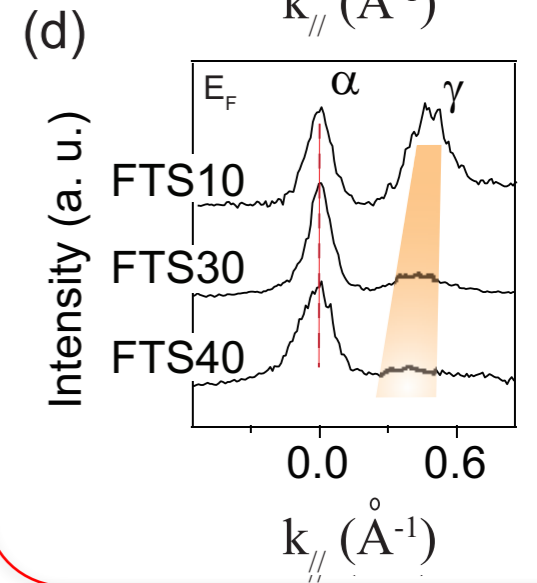
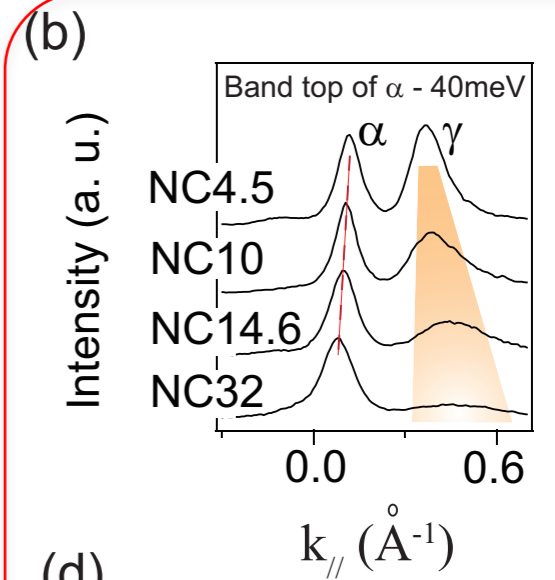
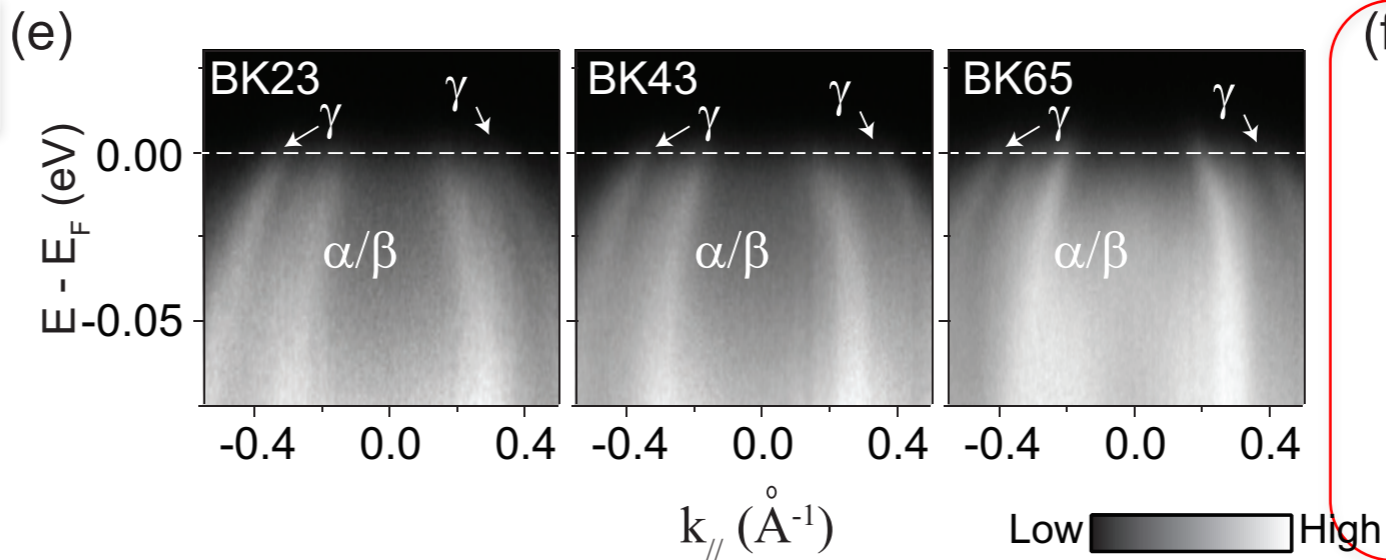
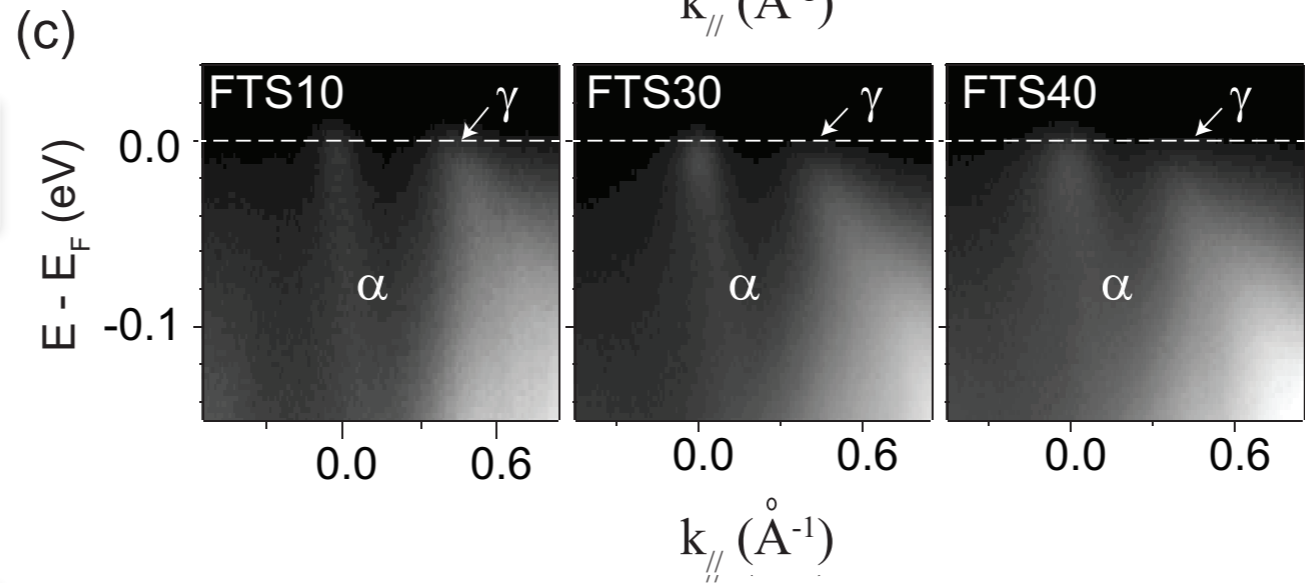
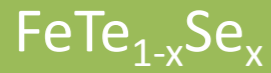
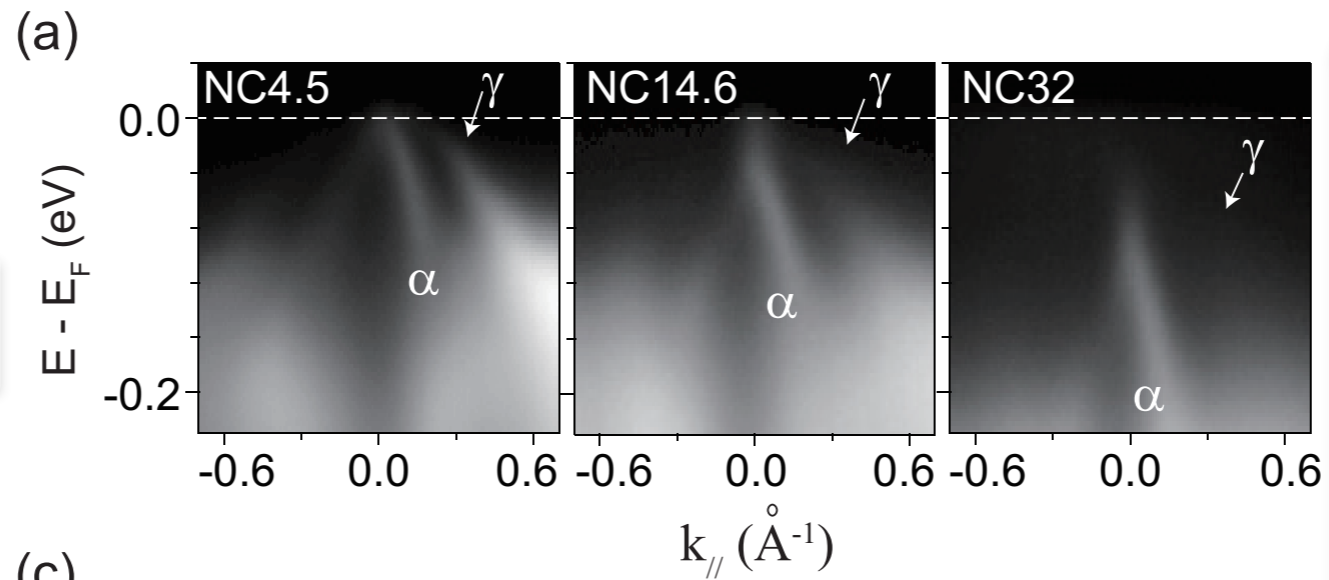
Such a quasiparticle scattering of the  $\gamma$  band with  $d_{xy}$  orbital is not due to the increase of electronic correlation, as we will show later, the band renormalization decreases with doping.



Will be shown later



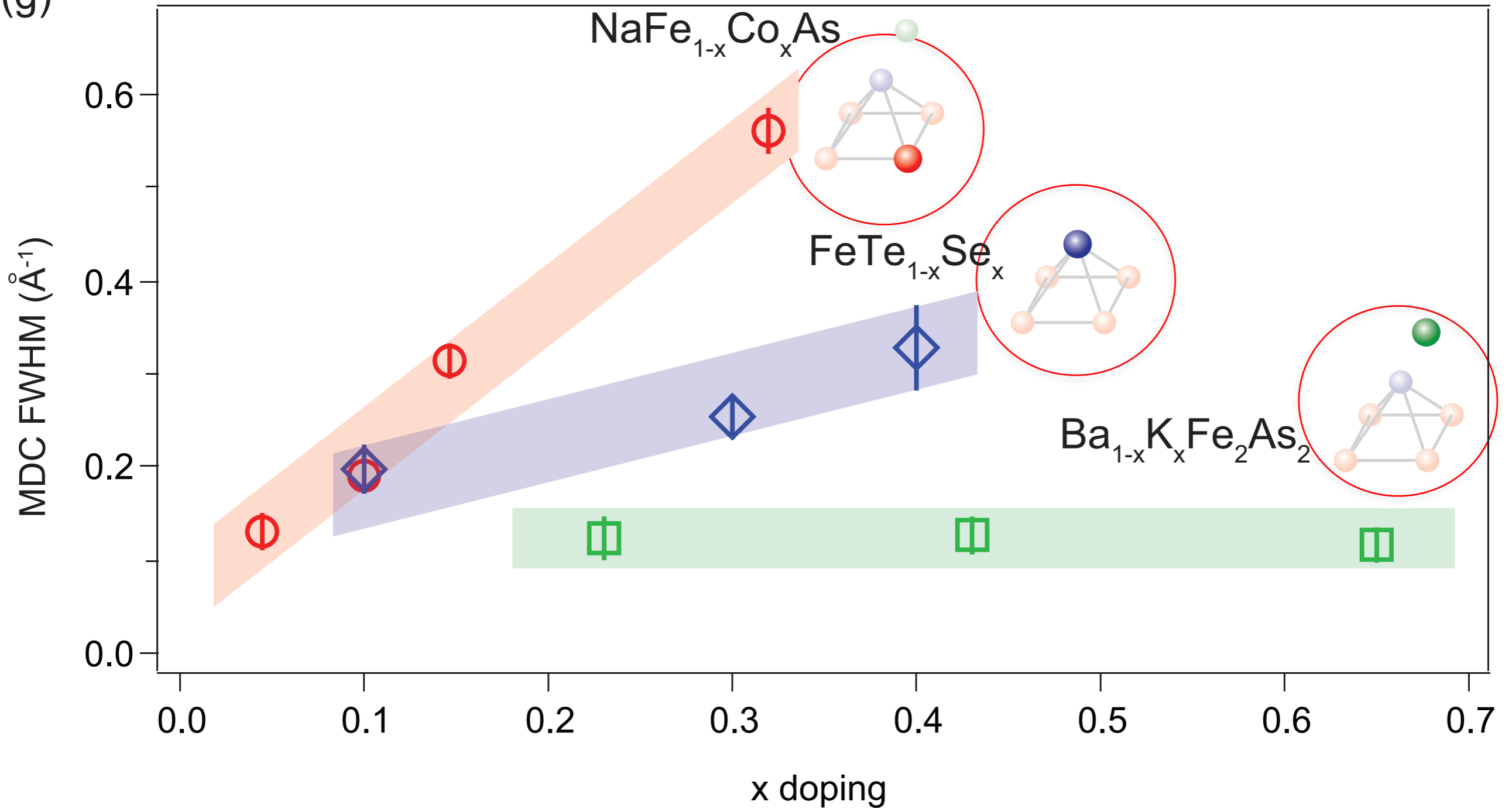
# site dependence



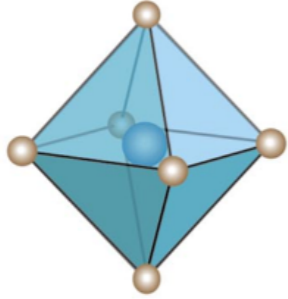

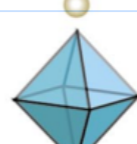
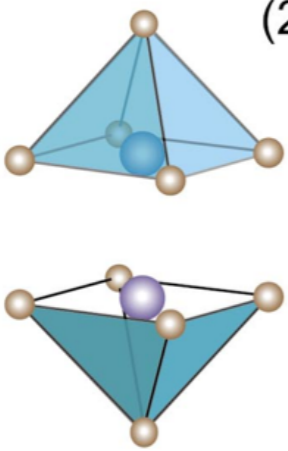
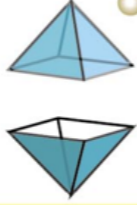
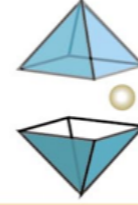
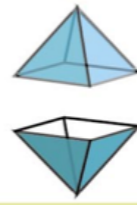
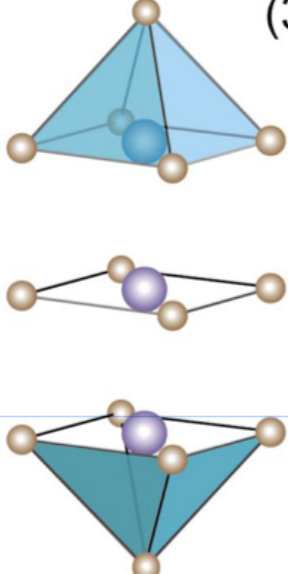
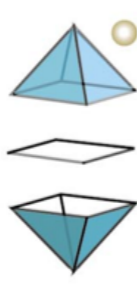
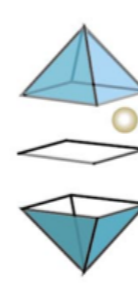
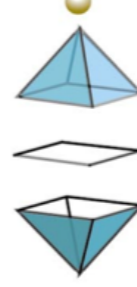
The  $\gamma$  band in  $\text{NaFe}_{1-x}\text{Co}_x\text{As}$  and  $\text{FeTe}_{1-x}\text{Se}_x$  are broadened with doping, while for  $\text{Ba}_{1-x}\text{K}_x\text{Fe}_2\text{As}_2$ , it is relatively unchanged.

# Site dependence

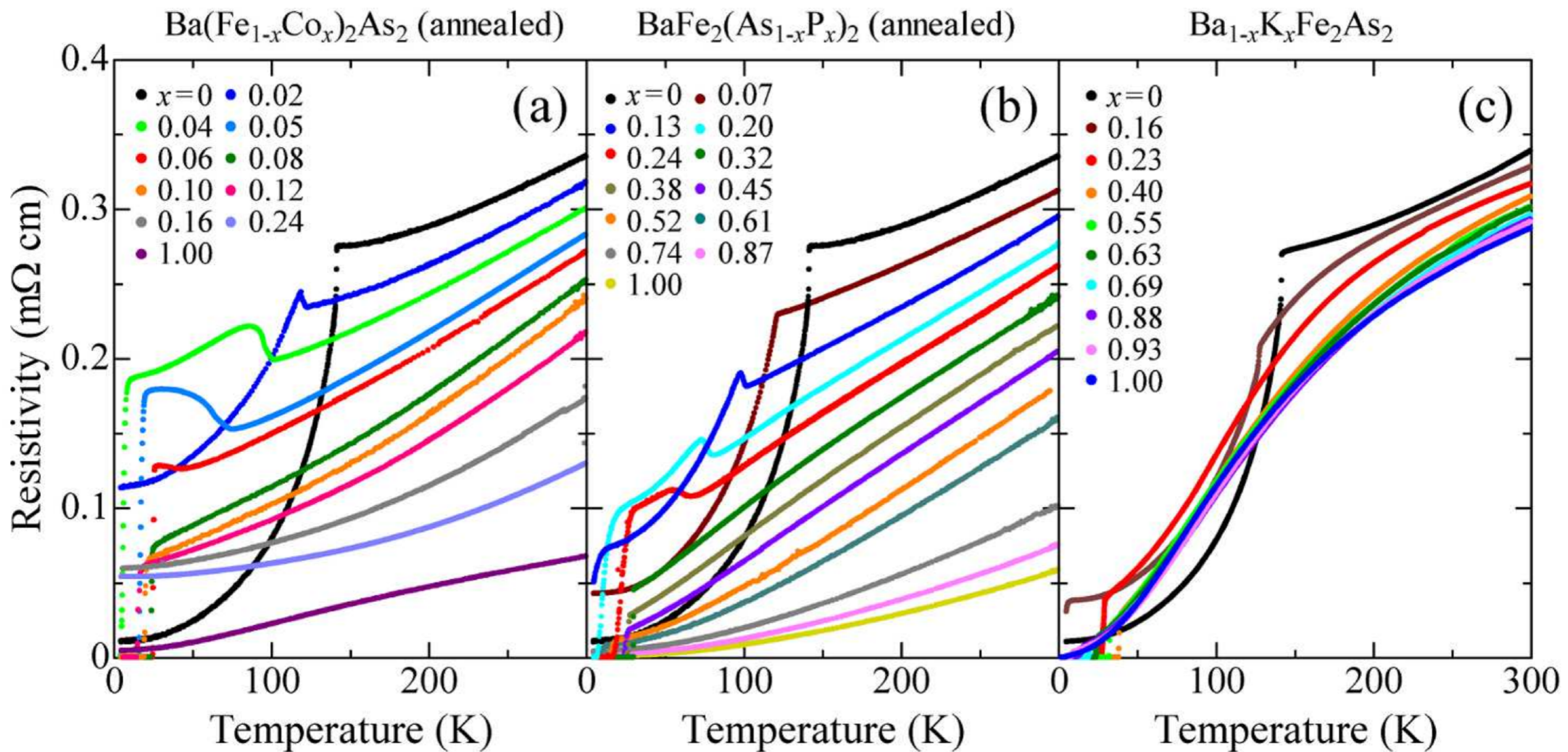
(g)



The scattering strength strongly depends on the dopants' location: when the dopant moves away from the iron-anion layer, the scattering decreases.

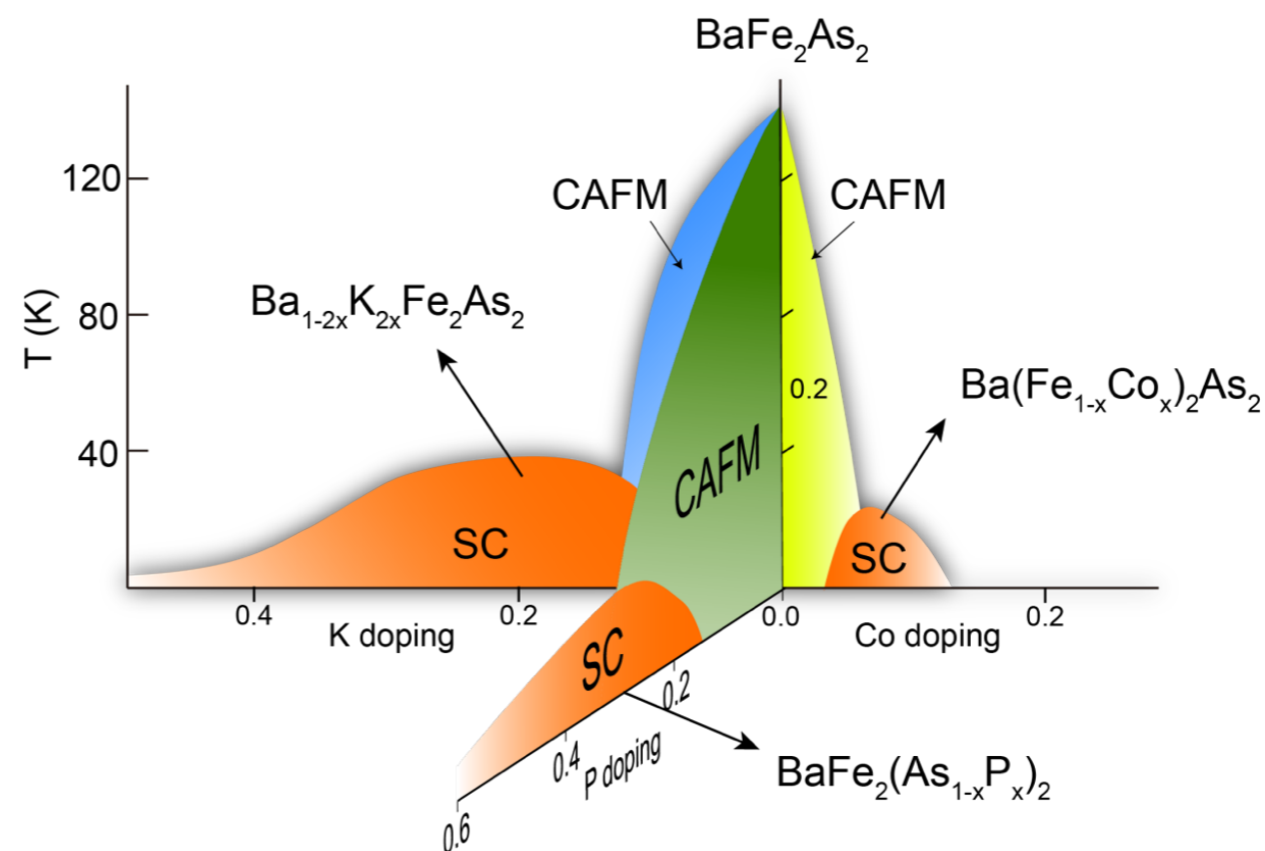
Halogen Family	Bi Family	(a)		(b)		(c)																								
Pb Family	1L TI Family																													
La Family	2L Family																													
YBCO Family	Hg Family																													
 <p>(1)</p>		 <p>(a-1)</p> <table border="1" data-bbox="825 492 1300 840"> <thead> <tr> <th></th> <th><math>T_c</math></th> </tr> </thead> <tbody> <tr> <td><math>\text{Ca}_{2-x}\text{Na}_x\text{CuO}_2\text{Cl}_2</math></td> <td>26</td> </tr> <tr> <td><math>\text{Pb}_2\text{Sr}_{2-x}\text{La}_x\text{Cu}_2\text{O}_z</math></td> <td>33</td> </tr> <tr> <td><math>\text{La}_{2-x}\text{M}_x\text{CuO}_4</math></td> <td>39</td> </tr> <tr> <td><math>\text{Bi}_2\text{Sr}_{1-x}\text{Ln}_x\text{CuO}_{6+\delta}</math></td> <td>38</td> </tr> <tr> <td><math>\text{TlBa}_{1+x}\text{La}_{1-x}\text{CuO}_5</math></td> <td>45</td> </tr> </tbody> </table>		$T_c$	$\text{Ca}_{2-x}\text{Na}_x\text{CuO}_2\text{Cl}_2$	26	$\text{Pb}_2\text{Sr}_{2-x}\text{La}_x\text{Cu}_2\text{O}_z$	33	$\text{La}_{2-x}\text{M}_x\text{CuO}_4$	39	$\text{Bi}_2\text{Sr}_{1-x}\text{Ln}_x\text{CuO}_{6+\delta}$	38	$\text{TlBa}_{1+x}\text{La}_{1-x}\text{CuO}_5$	45	<p>H. Eisaki, N. Kaneko, D. Feng, A. Damascelli, P. Mang, K. Shen, Z. X. Shen, and M. Greven, Phys. Rev. B 69, (2004).</p>	 <p>(c-1)</p> <table border="1" data-bbox="1830 492 2304 840"> <thead> <tr> <th></th> <th><math>T_c</math></th> </tr> </thead> <tbody> <tr> <td><math>\text{Sr}_2\text{CuO}_2\text{F}_{2+x}</math></td> <td>46</td> </tr> <tr> <td><math>\text{La}_2\text{CuO}_{4+\delta}</math></td> <td>45</td> </tr> <tr> <td><math>\text{Tl}_2\text{Ba}_2\text{CuO}_{6+\delta}</math></td> <td>93</td> </tr> <tr> <td><math>\text{HgBa}_2\text{CuO}_{4+\delta}</math></td> <td>98</td> </tr> </tbody> </table>		$T_c$	$\text{Sr}_2\text{CuO}_2\text{F}_{2+x}$	46	$\text{La}_2\text{CuO}_{4+\delta}$	45	$\text{Tl}_2\text{Ba}_2\text{CuO}_{6+\delta}$	93	$\text{HgBa}_2\text{CuO}_{4+\delta}$	98				
				$T_c$																										
			$\text{Ca}_{2-x}\text{Na}_x\text{CuO}_2\text{Cl}_2$	26																										
			$\text{Pb}_2\text{Sr}_{2-x}\text{La}_x\text{Cu}_2\text{O}_z$	33																										
$\text{La}_{2-x}\text{M}_x\text{CuO}_4$	39																													
$\text{Bi}_2\text{Sr}_{1-x}\text{Ln}_x\text{CuO}_{6+\delta}$	38																													
$\text{TlBa}_{1+x}\text{La}_{1-x}\text{CuO}_5$	45																													
	$T_c$																													
$\text{Sr}_2\text{CuO}_2\text{F}_{2+x}$	46																													
$\text{La}_2\text{CuO}_{4+\delta}$	45																													
$\text{Tl}_2\text{Ba}_2\text{CuO}_{6+\delta}$	93																													
$\text{HgBa}_2\text{CuO}_{4+\delta}$	98																													
 <p>(2)</p>		 <p>(a-2)</p> <table border="1" data-bbox="825 1120 1300 1385"> <thead> <tr> <th></th> <th><math>T_c</math></th> </tr> </thead> <tbody> <tr> <td><math>\text{La}_{2-x}\text{Sr}_x\text{CaCu}_2\text{O}_6</math></td> <td>60</td> </tr> <tr> <td><math>(\text{La}_{1-x}\text{Ca}_x)(\text{Ba}_{1.75-x}\text{La}_{0.25+x})\text{Cu}_3\text{O}_y</math></td> <td>80</td> </tr> <tr> <td><math>\text{Bi}_{2+x}\text{Sr}_{2-x}\text{CaCu}_2\text{O}_{8+\delta}</math></td> <td>90</td> </tr> </tbody> </table>		$T_c$	$\text{La}_{2-x}\text{Sr}_x\text{CaCu}_2\text{O}_6$	60	$(\text{La}_{1-x}\text{Ca}_x)(\text{Ba}_{1.75-x}\text{La}_{0.25+x})\text{Cu}_3\text{O}_y$	80	$\text{Bi}_{2+x}\text{Sr}_{2-x}\text{CaCu}_2\text{O}_{8+\delta}$	90	 <p>(b-2)</p> <table border="1" data-bbox="1328 1120 1802 1385"> <thead> <tr> <th></th> <th><math>T_c</math></th> </tr> </thead> <tbody> <tr> <td><math>\text{Pb}_2\text{Sr}_2\text{Y}_{1-x}\text{Ca}_x\text{Cu}_3\text{O}_{8+\delta}</math></td> <td>80</td> </tr> <tr> <td><math>\text{Y}_{1-x}\text{Ca}_x\text{Ba}_2\text{Cu}_3\text{O}_{7-\delta}</math></td> <td>90</td> </tr> <tr> <td><math>\text{Bi}_2\text{Sr}_2\text{Ca}_{1-x}\text{Y}_x\text{Cu}_3\text{O}_{8+\delta}</math></td> <td>96</td> </tr> </tbody> </table>		$T_c$	$\text{Pb}_2\text{Sr}_2\text{Y}_{1-x}\text{Ca}_x\text{Cu}_3\text{O}_{8+\delta}$	80	$\text{Y}_{1-x}\text{Ca}_x\text{Ba}_2\text{Cu}_3\text{O}_{7-\delta}$	90	$\text{Bi}_2\text{Sr}_2\text{Ca}_{1-x}\text{Y}_x\text{Cu}_3\text{O}_{8+\delta}$	96	 <p>(c-2)</p> <table border="1" data-bbox="1830 1120 2304 1385"> <thead> <tr> <th></th> <th><math>T_c</math></th> </tr> </thead> <tbody> <tr> <td><math>\text{YBa}_2\text{Cu}_3\text{O}_{7-\delta}</math></td> <td>93</td> </tr> <tr> <td><math>\text{TlBa}_2\text{CaCu}_2\text{O}_{7+\delta}</math></td> <td>110</td> </tr> <tr> <td><math>\text{Tl}_2\text{Ba}_2\text{CaCu}_2\text{O}_{8+\delta}</math></td> <td>110</td> </tr> <tr> <td><math>\text{HgBa}_2\text{CaCu}_2\text{O}_{6+\delta}</math></td> <td>120</td> </tr> </tbody> </table>		$T_c$	$\text{YBa}_2\text{Cu}_3\text{O}_{7-\delta}$	93	$\text{TlBa}_2\text{CaCu}_2\text{O}_{7+\delta}$	110	$\text{Tl}_2\text{Ba}_2\text{CaCu}_2\text{O}_{8+\delta}$	110	$\text{HgBa}_2\text{CaCu}_2\text{O}_{6+\delta}$	120
				$T_c$																										
			$\text{La}_{2-x}\text{Sr}_x\text{CaCu}_2\text{O}_6$	60																										
			$(\text{La}_{1-x}\text{Ca}_x)(\text{Ba}_{1.75-x}\text{La}_{0.25+x})\text{Cu}_3\text{O}_y$	80																										
$\text{Bi}_{2+x}\text{Sr}_{2-x}\text{CaCu}_2\text{O}_{8+\delta}$	90																													
	$T_c$																													
$\text{Pb}_2\text{Sr}_2\text{Y}_{1-x}\text{Ca}_x\text{Cu}_3\text{O}_{8+\delta}$	80																													
$\text{Y}_{1-x}\text{Ca}_x\text{Ba}_2\text{Cu}_3\text{O}_{7-\delta}$	90																													
$\text{Bi}_2\text{Sr}_2\text{Ca}_{1-x}\text{Y}_x\text{Cu}_3\text{O}_{8+\delta}$	96																													
	$T_c$																													
$\text{YBa}_2\text{Cu}_3\text{O}_{7-\delta}$	93																													
$\text{TlBa}_2\text{CaCu}_2\text{O}_{7+\delta}$	110																													
$\text{Tl}_2\text{Ba}_2\text{CaCu}_2\text{O}_{8+\delta}$	110																													
$\text{HgBa}_2\text{CaCu}_2\text{O}_{6+\delta}$	120																													
 <p>(3)</p>		 <p>(a-3)</p> <table border="1" data-bbox="825 1733 1300 1999"> <thead> <tr> <th></th> <th><math>T_c</math></th> </tr> </thead> <tbody> <tr> <td><math>\text{Bi}_{2+x}\text{Sr}_{2-x}\text{Ca}_2\text{Cu}_3\text{O}_{10+\delta}</math></td> <td>110</td> </tr> <tr> <td><math>\text{TlBa}_{2-\epsilon}\text{Ca}_2\text{Cu}_3\text{O}_{9+\delta}</math></td> <td>123</td> </tr> </tbody> </table>		$T_c$	$\text{Bi}_{2+x}\text{Sr}_{2-x}\text{Ca}_2\text{Cu}_3\text{O}_{10+\delta}$	110	$\text{TlBa}_{2-\epsilon}\text{Ca}_2\text{Cu}_3\text{O}_{9+\delta}$	123	 <p>(b-3)</p> <table border="1" data-bbox="1328 1733 1802 1999"> <thead> <tr> <th></th> <th><math>T_c</math></th> </tr> </thead> <tbody> <tr> <td><math>\text{TlBa}_2\text{Ca}_{2-\epsilon}\text{Cu}_3\text{O}_{9+\delta}</math></td> <td>131</td> </tr> </tbody> </table>		$T_c$	$\text{TlBa}_2\text{Ca}_{2-\epsilon}\text{Cu}_3\text{O}_{9+\delta}$	131	 <p>(c-3)</p> <table border="1" data-bbox="1830 1733 2304 1999"> <thead> <tr> <th></th> <th><math>T_c</math></th> </tr> </thead> <tbody> <tr> <td><math>\text{TlBa}_2\text{Ca}_2\text{Cu}_3\text{O}_{9+\delta}</math></td> <td>133</td> </tr> <tr> <td><math>\text{Tl}_2\text{Ba}_2\text{Ca}_2\text{Cu}_3\text{O}_{10+\delta}</math></td> <td>125</td> </tr> <tr> <td><math>\text{HgBa}_2\text{Ca}_2\text{Cu}_3\text{O}_{10+\delta}</math></td> <td>135</td> </tr> </tbody> </table>		$T_c$	$\text{TlBa}_2\text{Ca}_2\text{Cu}_3\text{O}_{9+\delta}$	133	$\text{Tl}_2\text{Ba}_2\text{Ca}_2\text{Cu}_3\text{O}_{10+\delta}$	125	$\text{HgBa}_2\text{Ca}_2\text{Cu}_3\text{O}_{10+\delta}$	135								
				$T_c$																										
			$\text{Bi}_{2+x}\text{Sr}_{2-x}\text{Ca}_2\text{Cu}_3\text{O}_{10+\delta}$	110																										
$\text{TlBa}_{2-\epsilon}\text{Ca}_2\text{Cu}_3\text{O}_{9+\delta}$	123																													
	$T_c$																													
$\text{TlBa}_2\text{Ca}_{2-\epsilon}\text{Cu}_3\text{O}_{9+\delta}$	131																													
	$T_c$																													
$\text{TlBa}_2\text{Ca}_2\text{Cu}_3\text{O}_{9+\delta}$	133																													
$\text{Tl}_2\text{Ba}_2\text{Ca}_2\text{Cu}_3\text{O}_{10+\delta}$	125																													
$\text{HgBa}_2\text{Ca}_2\text{Cu}_3\text{O}_{10+\delta}$	135																													

# Impurity effects on resistivity

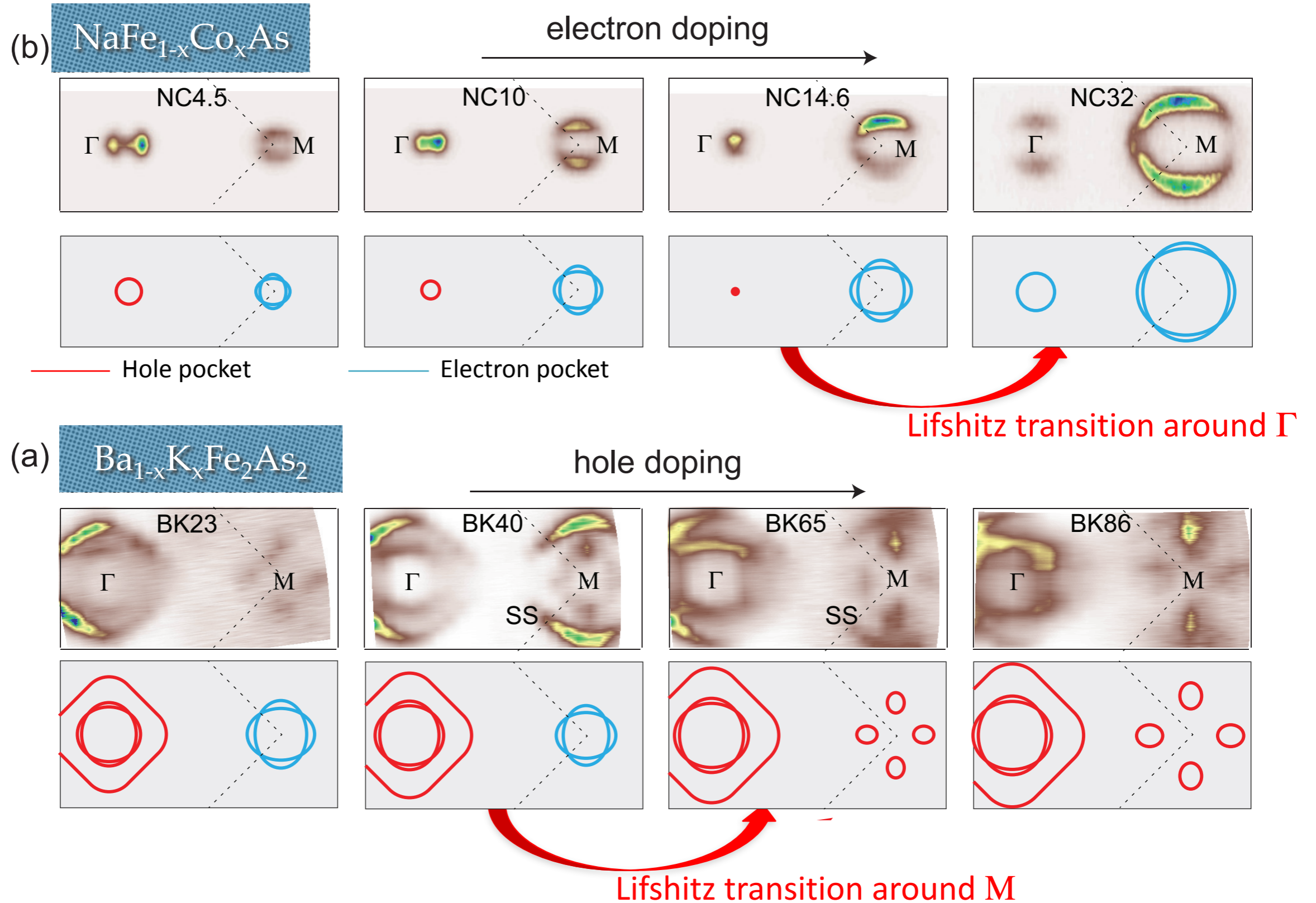


# Consequences

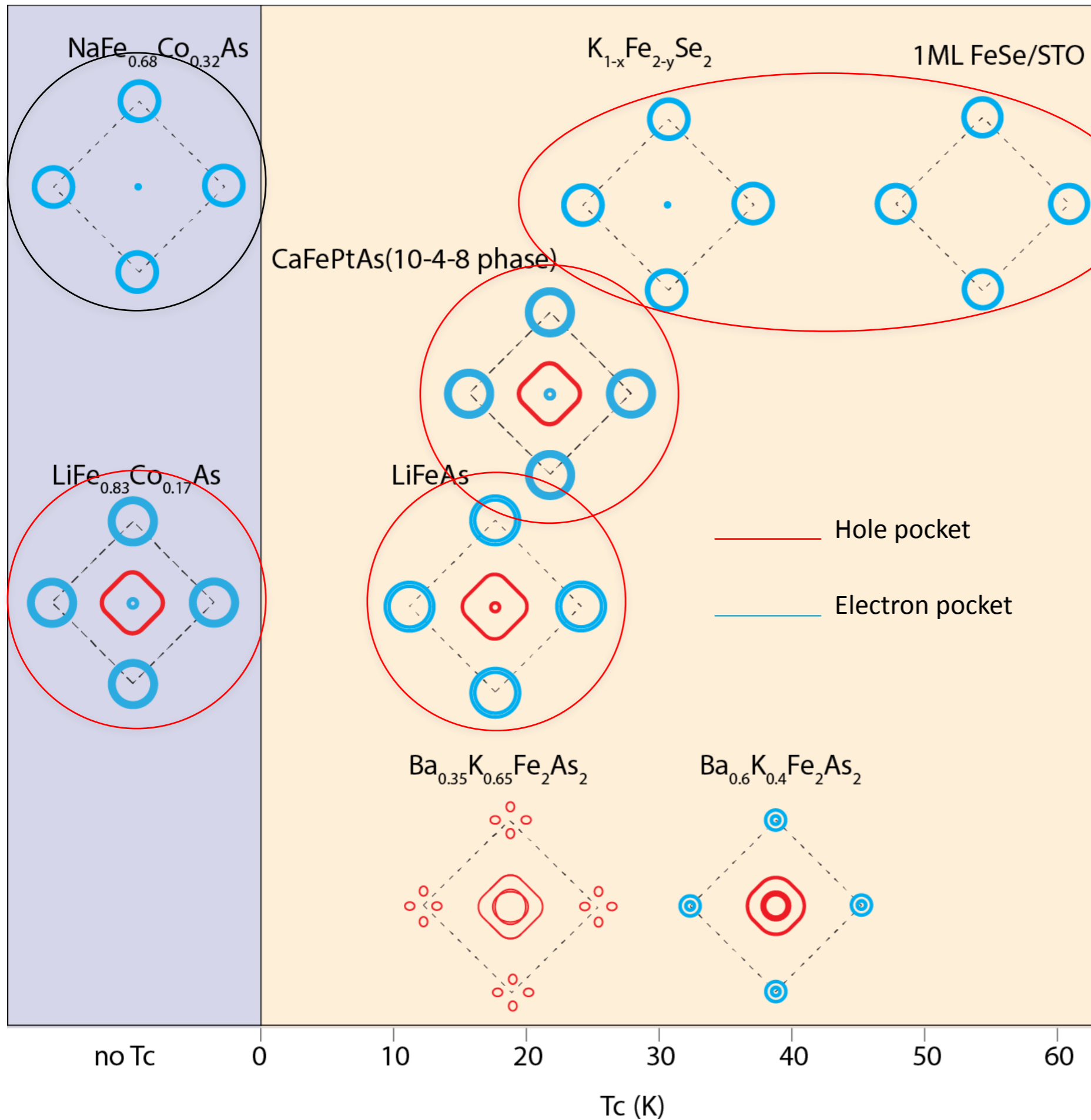
1. The band selectivity could explain the **robust superconductivity against heavy doping** in iron-based superconductors, since most bands are basically unaffected by the scattering of dopants.
2. The site dependence could understand **different optimal Tc's and SC regime sizes in different iron-based systems.**
3. Lifshitz transition (**the correlation between the disappearance of Tc and the dxz/dyz hole pocket**) is an accident, as the dxy hole pocket is strongly scattered.



## 2. Fermi surface evolution and Lifshitz transition



The relation between Fermi surface and superconductivity is still under debate.



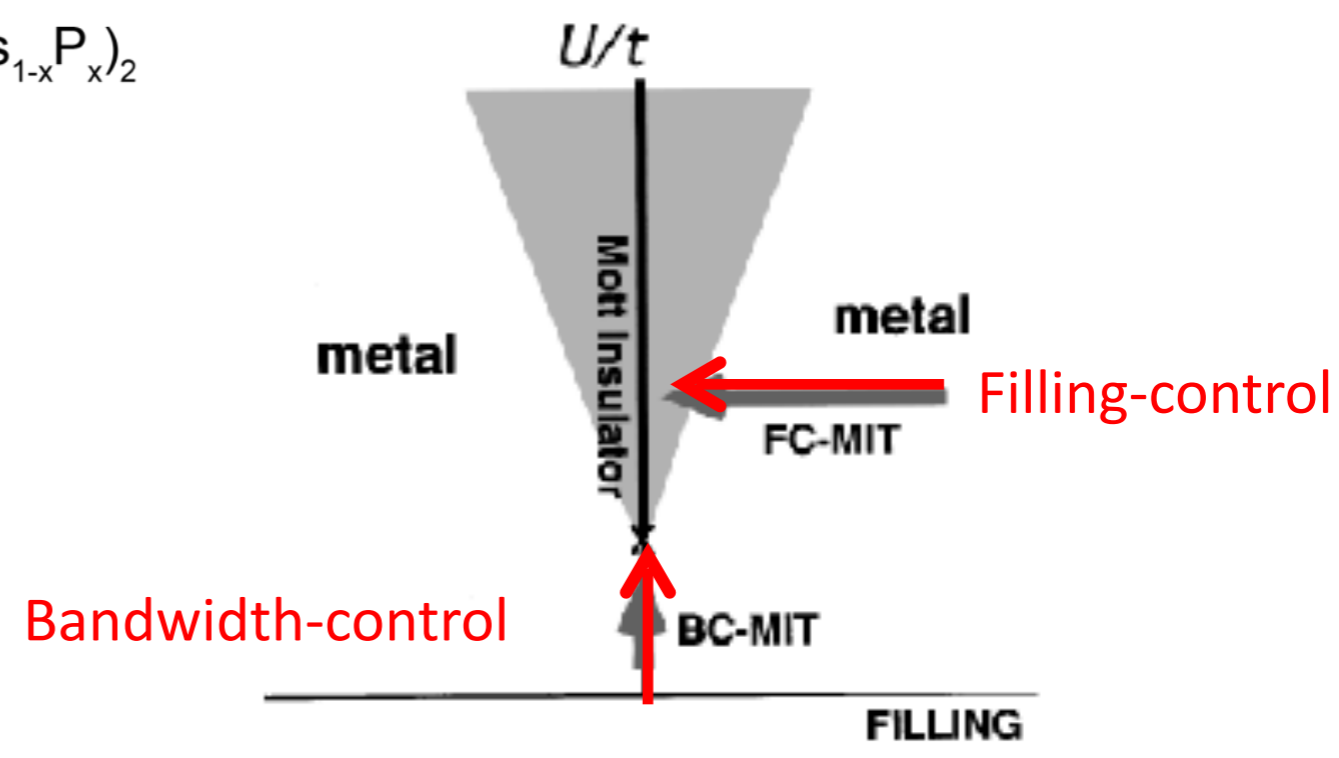
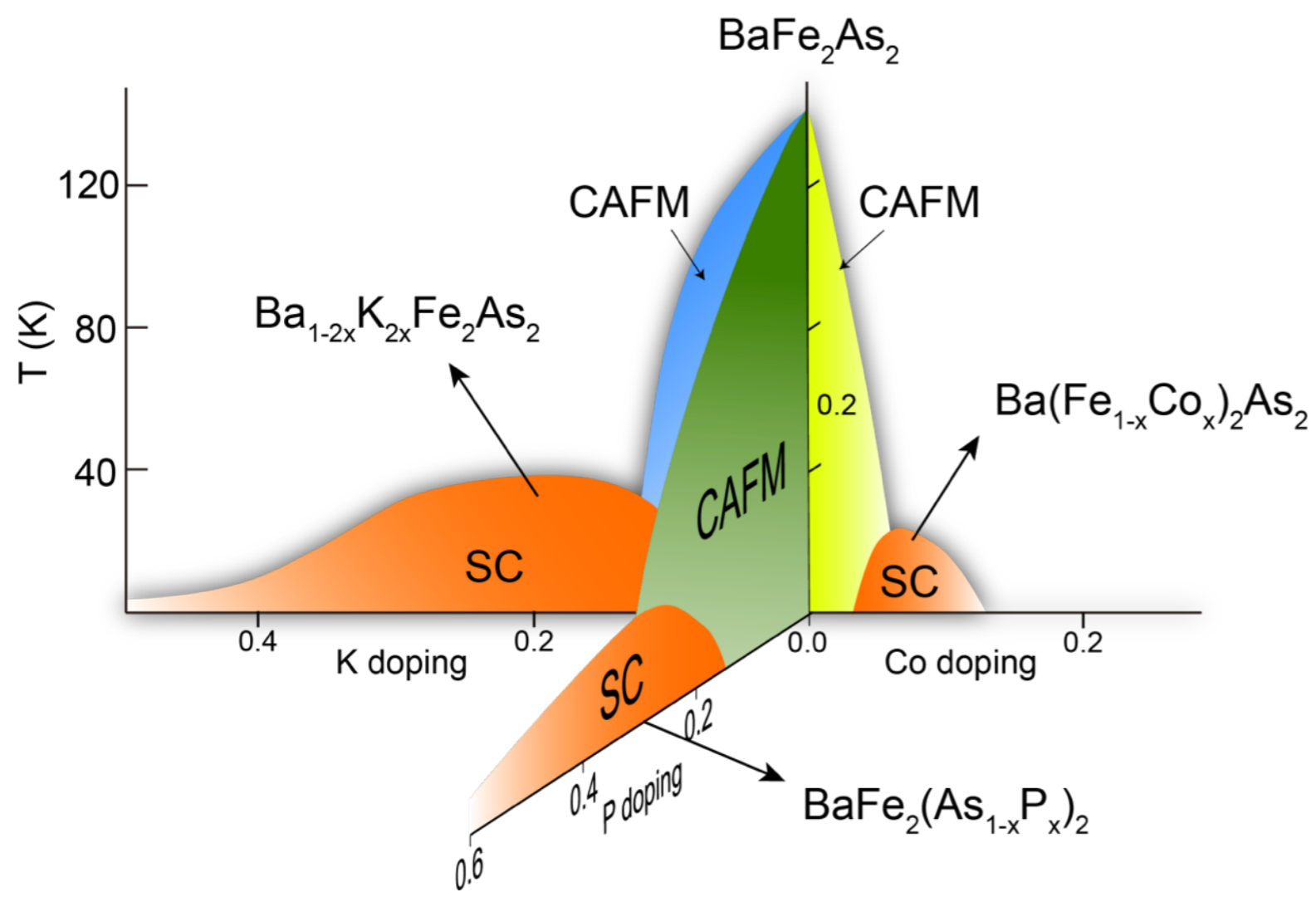
There is no systematics!

Tc is not directly related with the Fermi surface topology.

Dope a metal often does not cause much change of carrier.

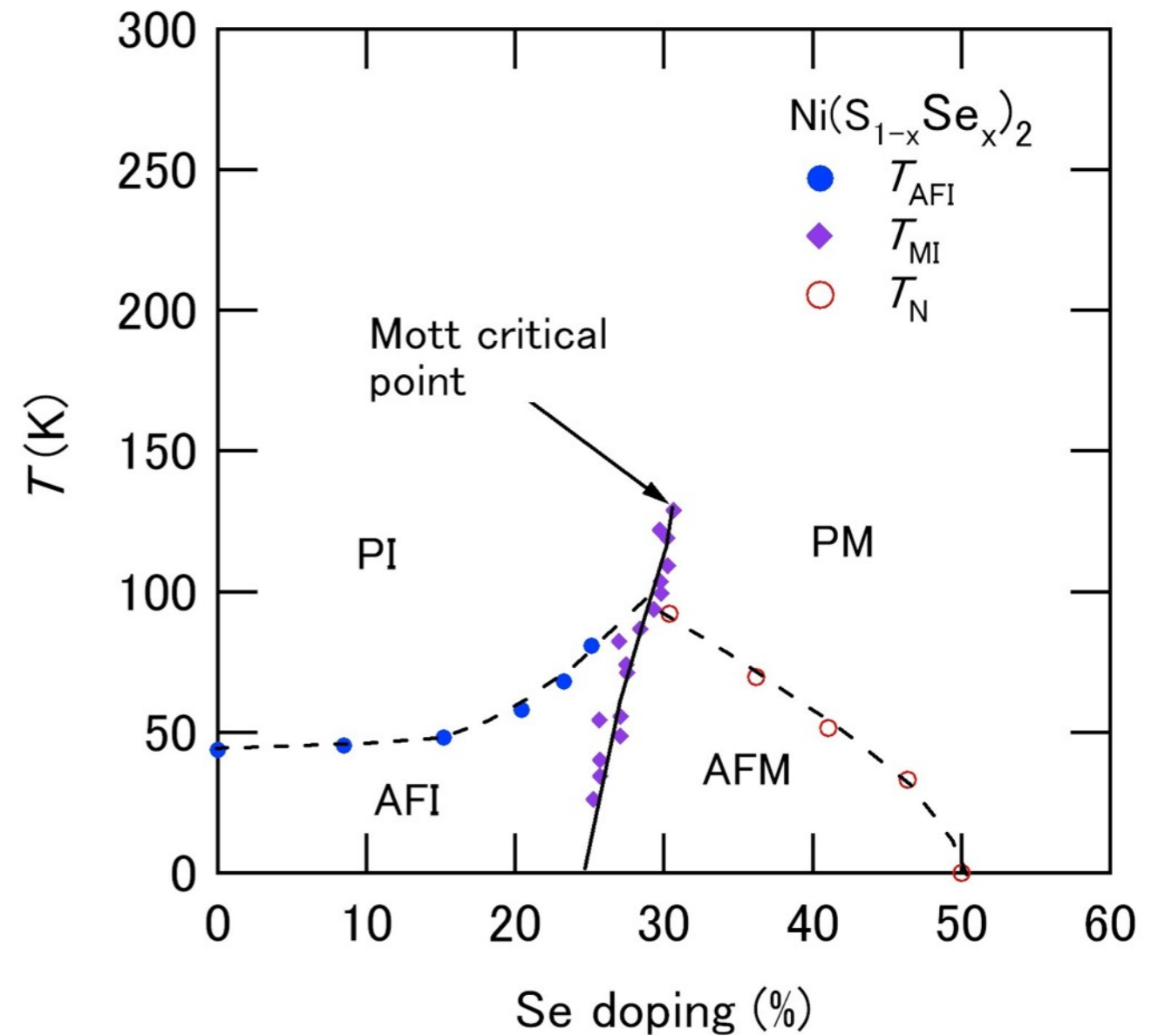
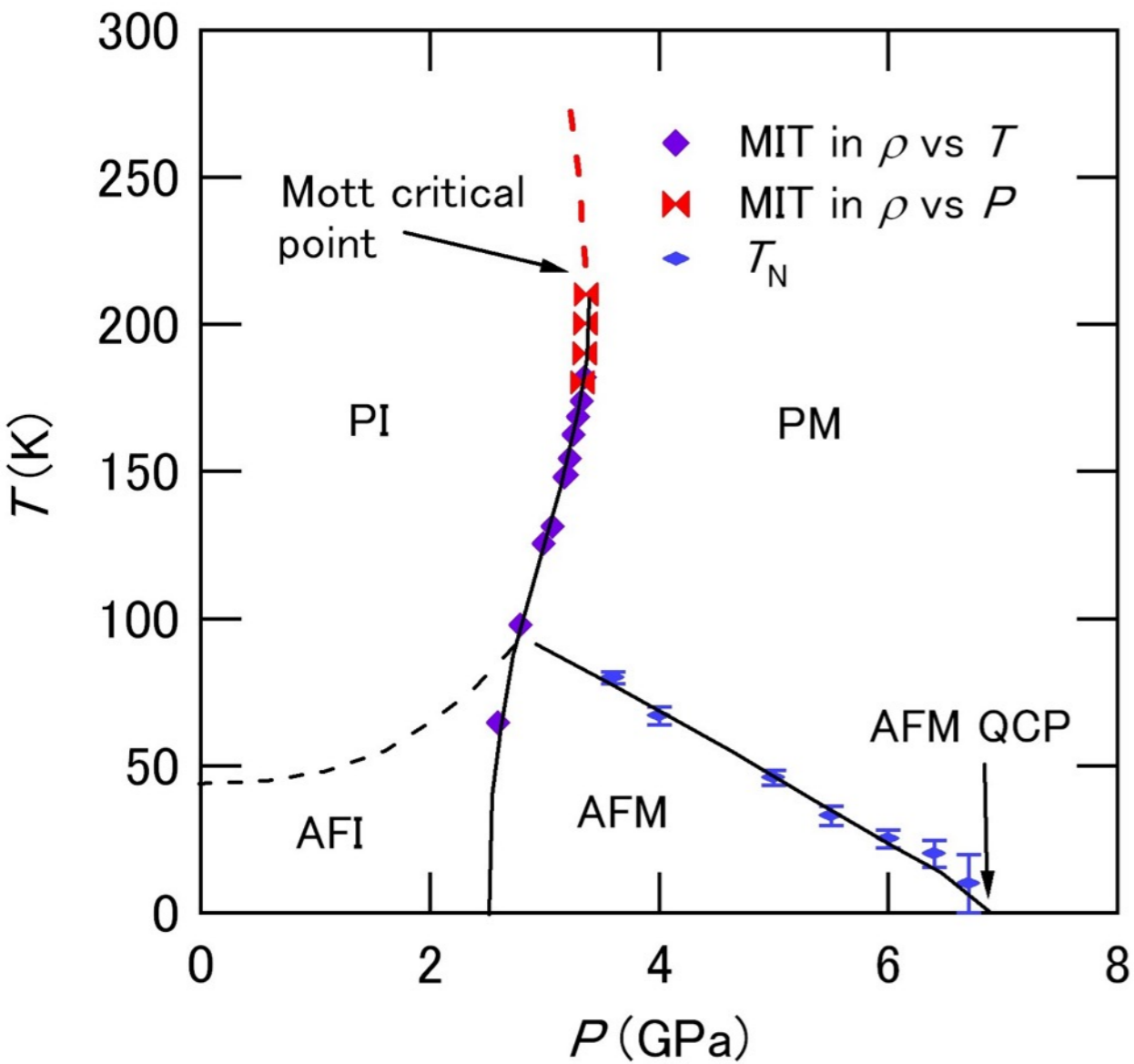
Fermi surface plays a secondary role.

*dxy* can sustain SC when it is not scattered strongly, eg. in the 10-4-8 phase.



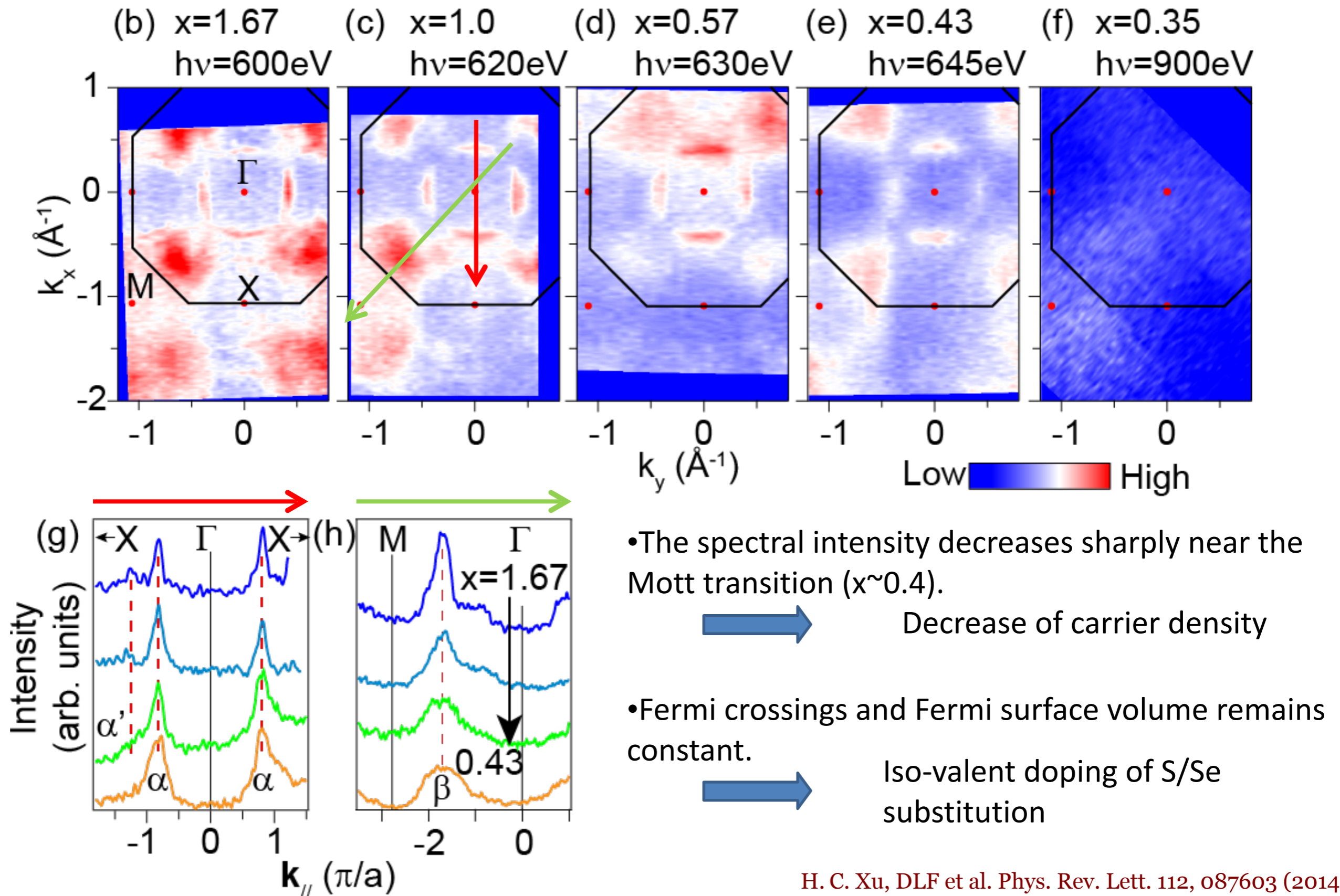


# Phase diagram of NiS<sub>2</sub> (pressure) and Ni(S<sub>1-x</sub>Se<sub>x</sub>)<sub>2</sub> (Se substitution)



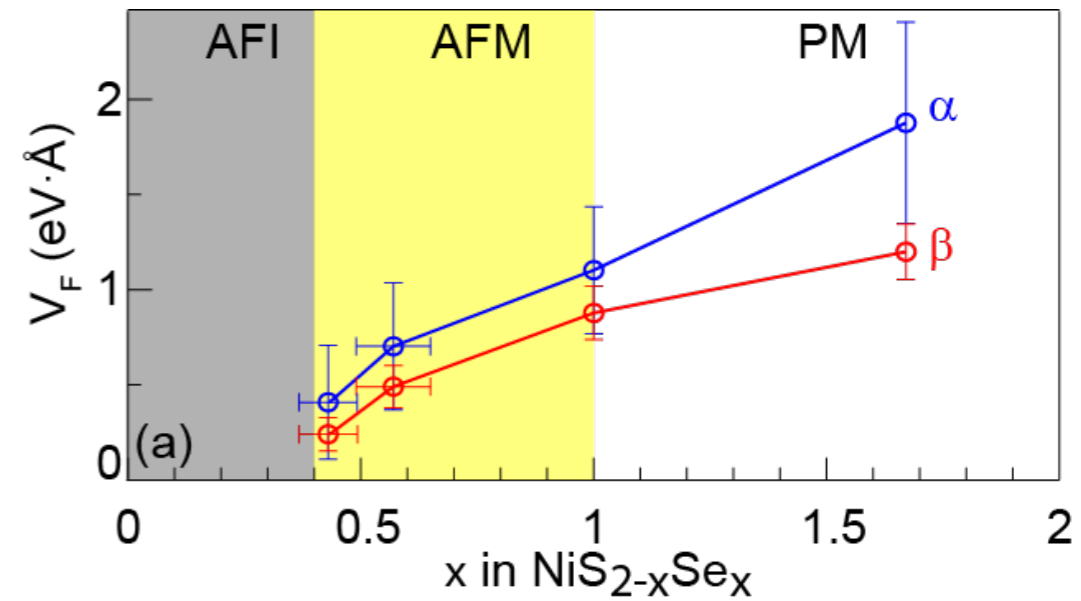
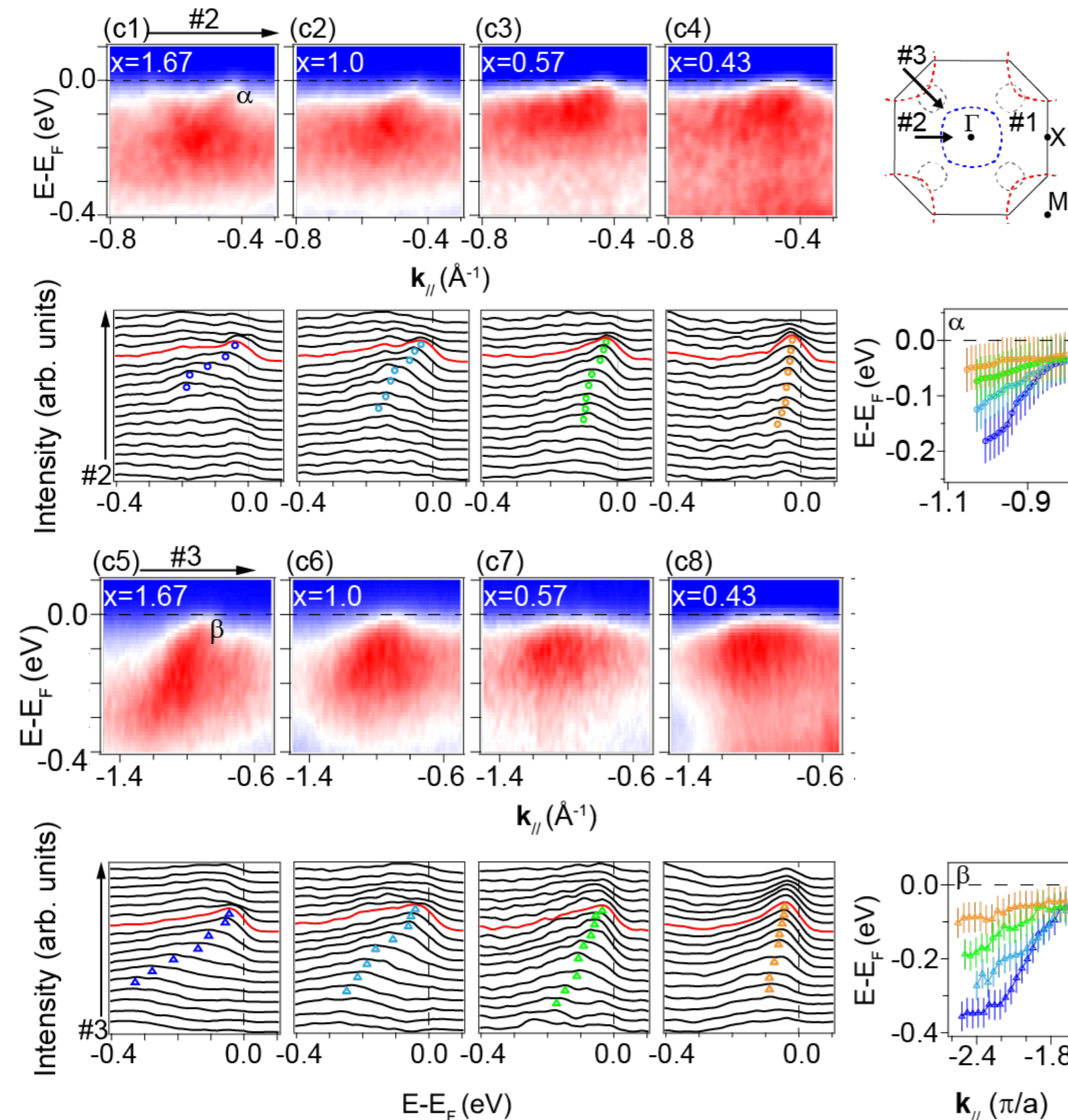
Takagi et al.

# Doping-independent Fermi Surface



# Band width controlled Mott transition

- EDCs after subtracting the background



- The Fermi velocities drop rapidly as approaching the Mott transition, and diminish at the transition.

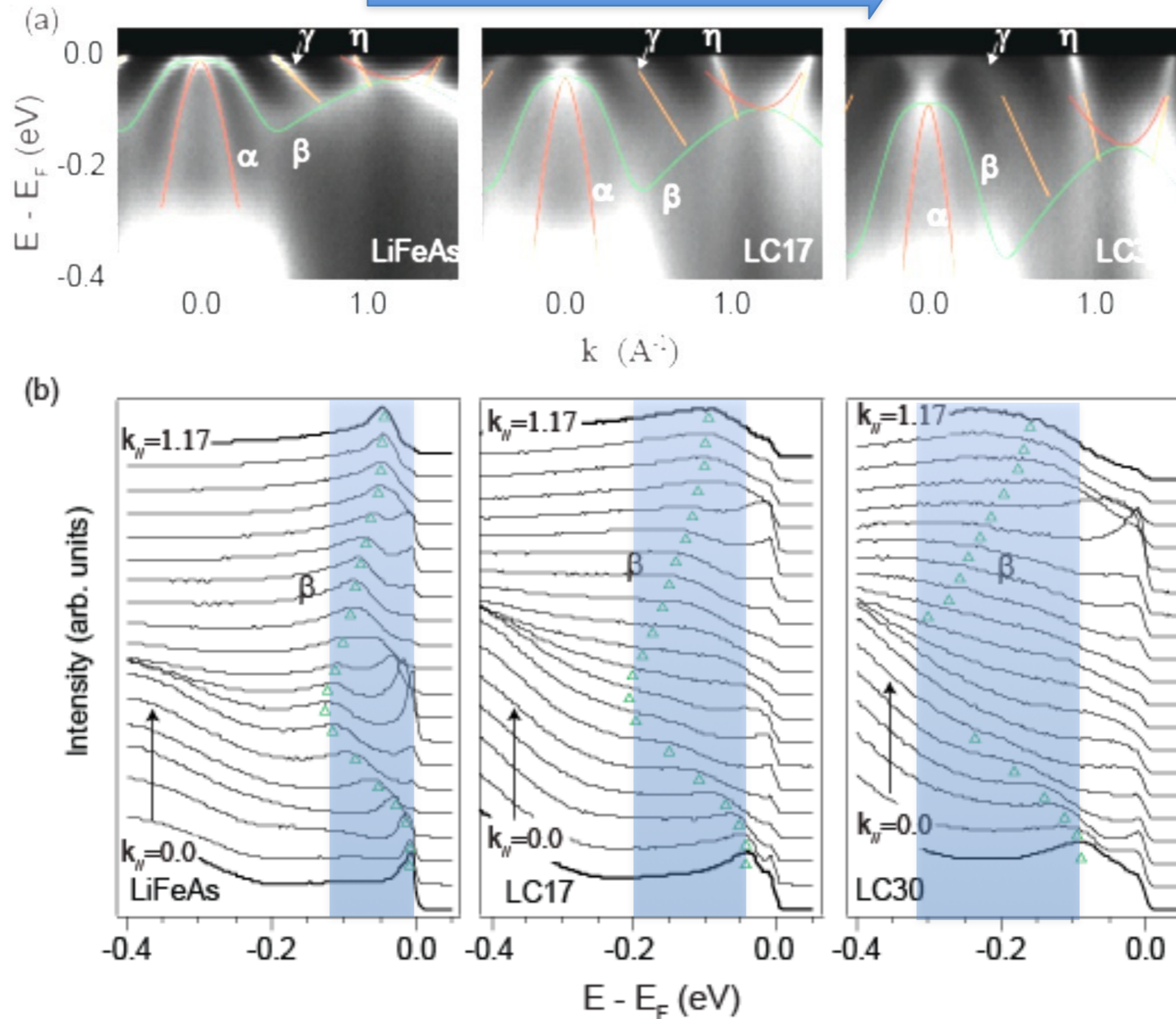


- Direct observation of quasiparticle mass divergence at bandwidth-control Mott transition

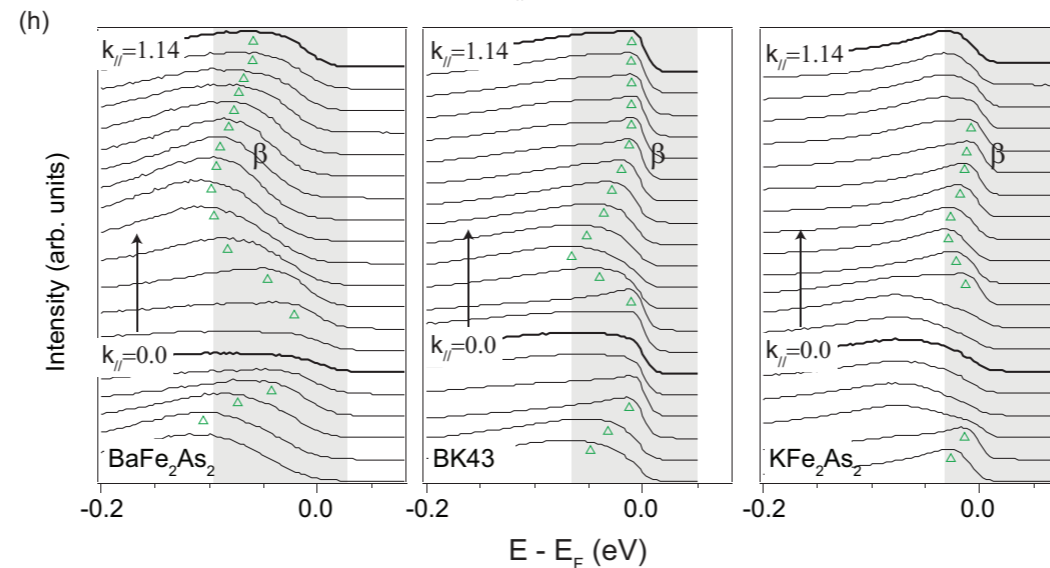
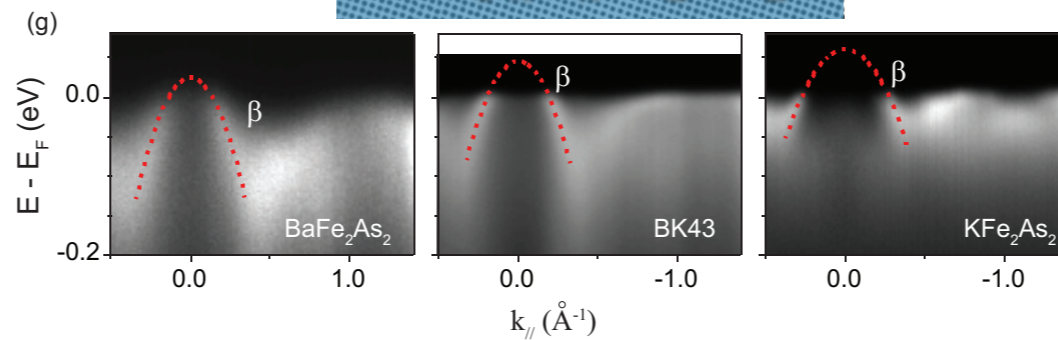
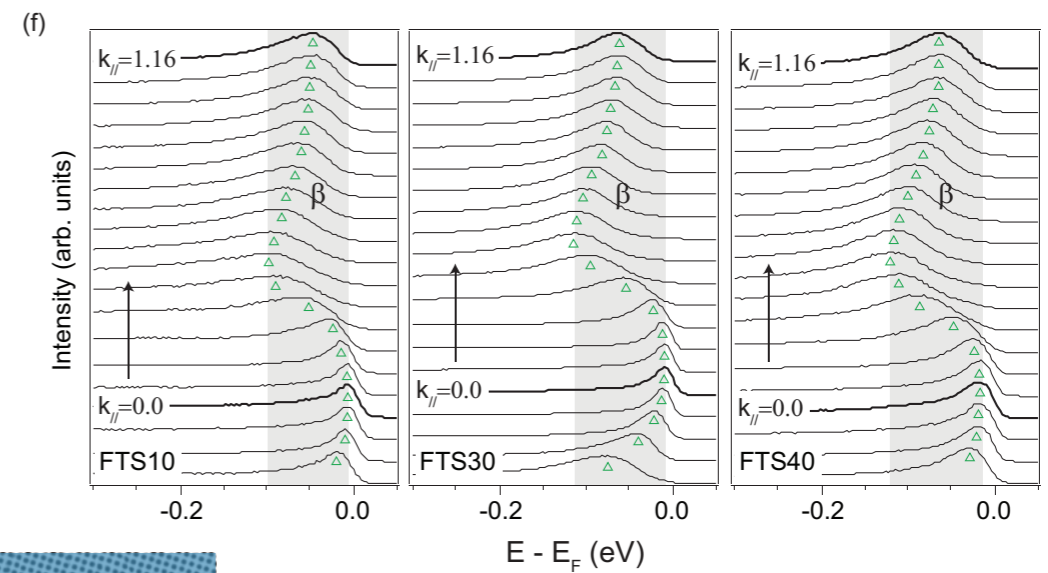
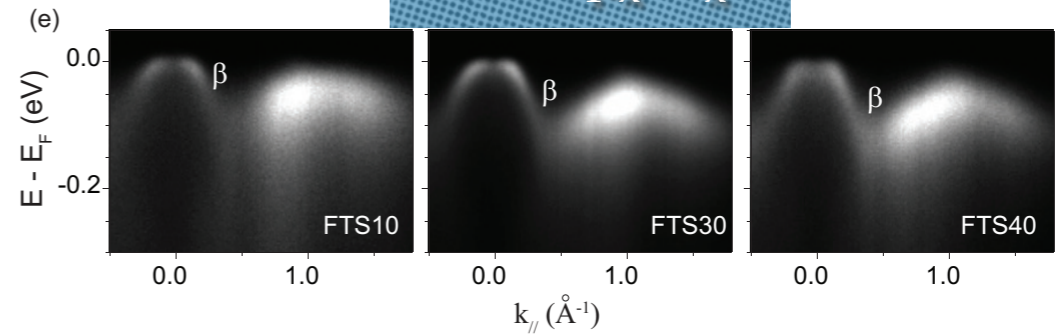
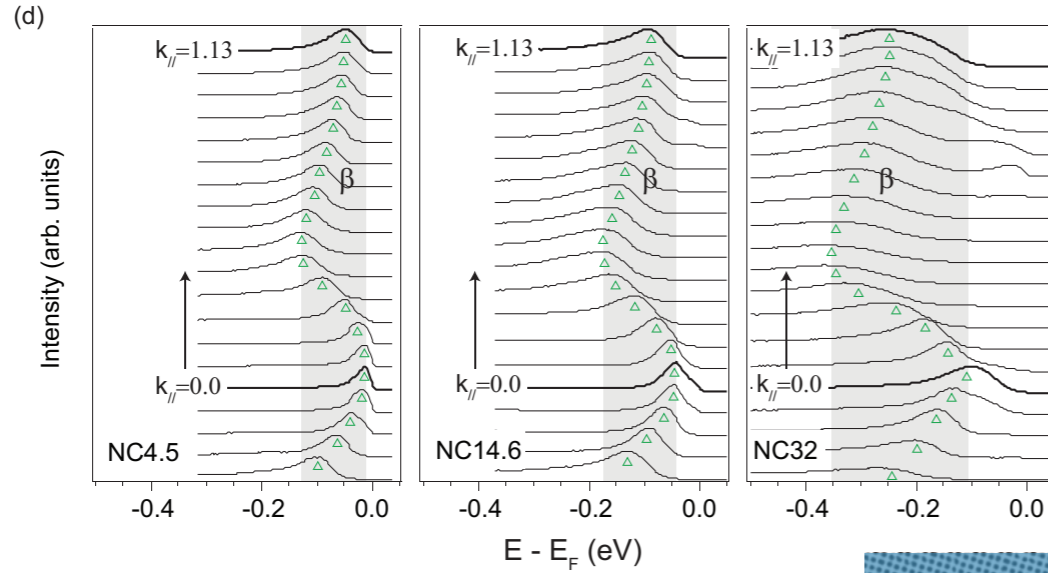
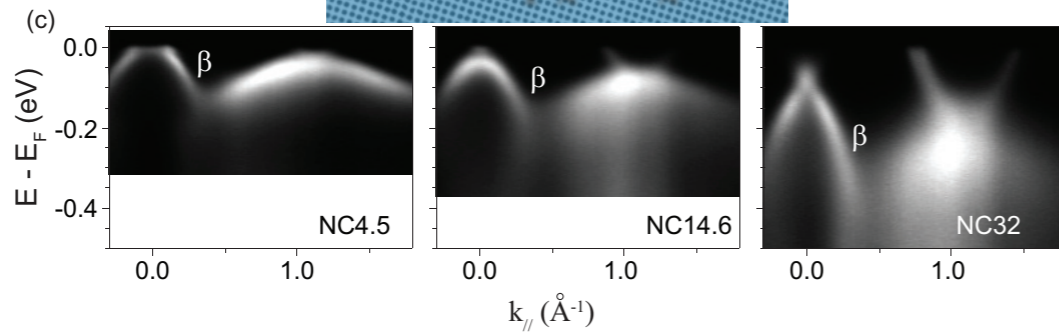
# 3. Bandwidth, electronic correlations



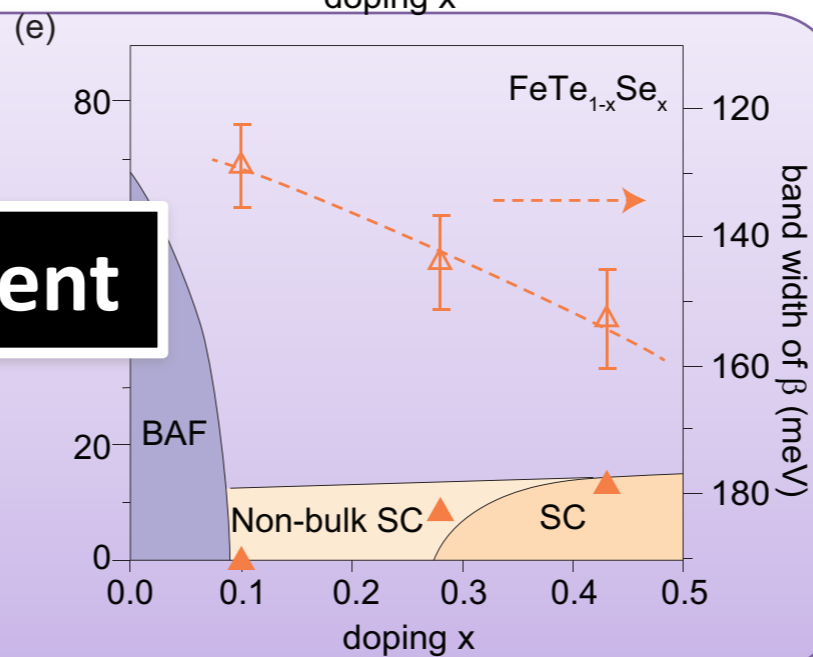
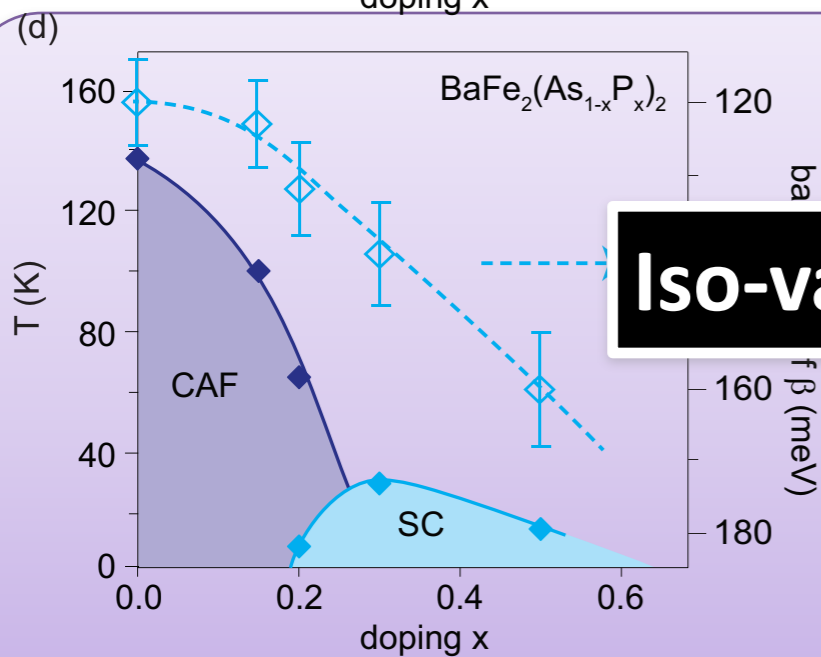
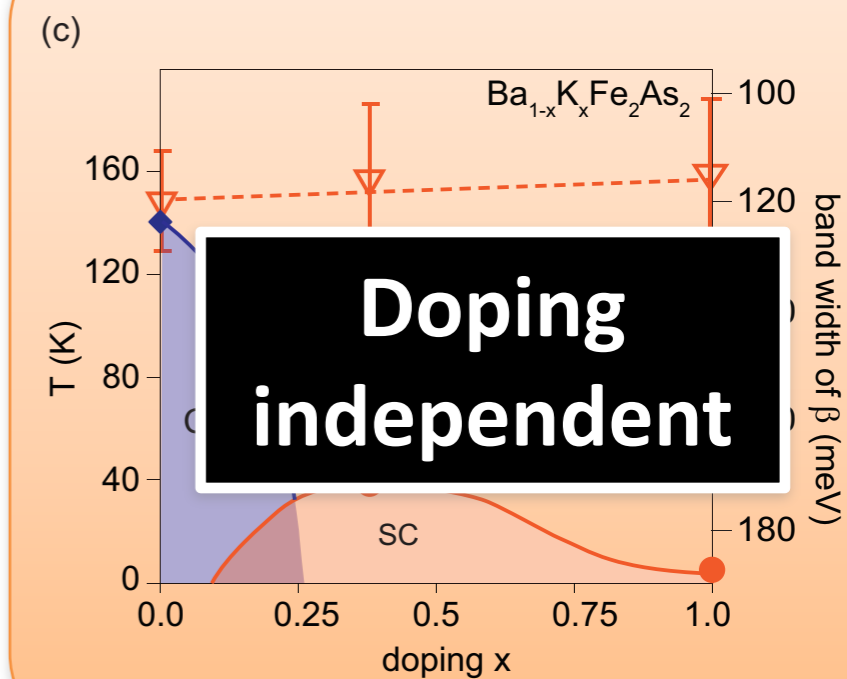
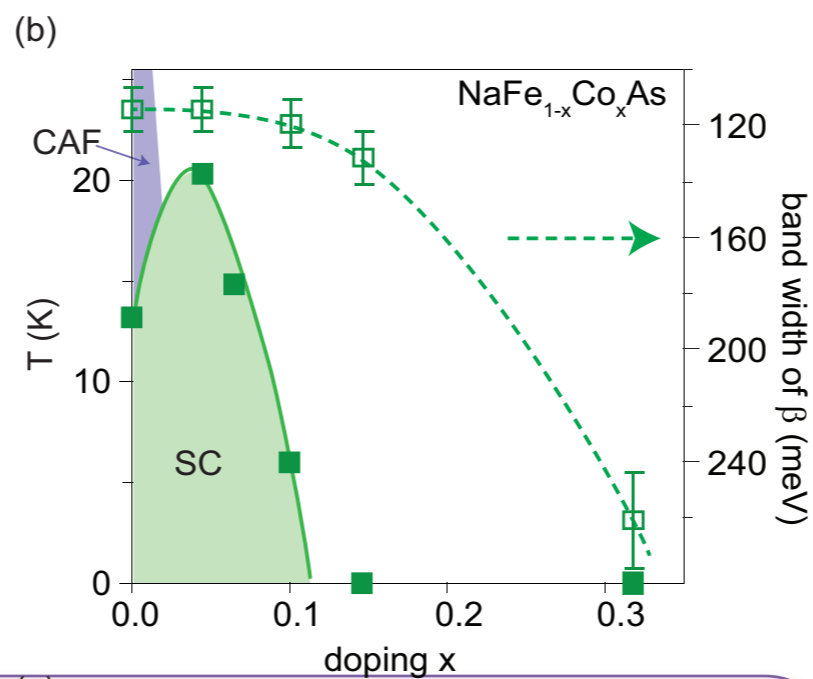
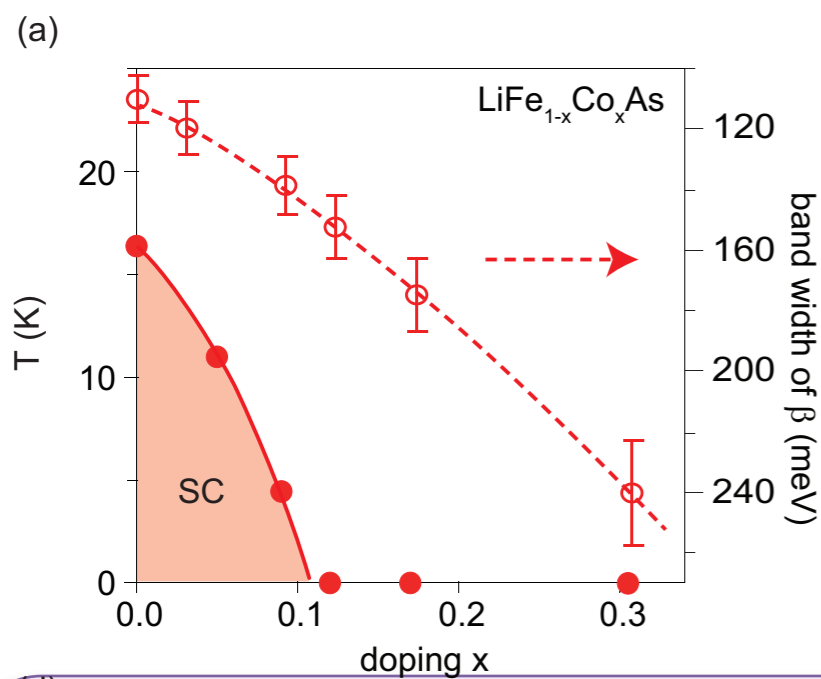
Co doping



With doping, the bandwidth is increased equally for all the bands.



The same analysis on the doping evolution of the bandwidth of  $\beta$  was extended to  $\text{NaFe}_{1-x}\text{Co}_x\text{As}$ ,  $\text{FeTe}_{1-x}\text{Se}_x$ , and  $\text{Ba}_{1-x}\text{K}_x\text{Fe}_2\text{As}_2$ .



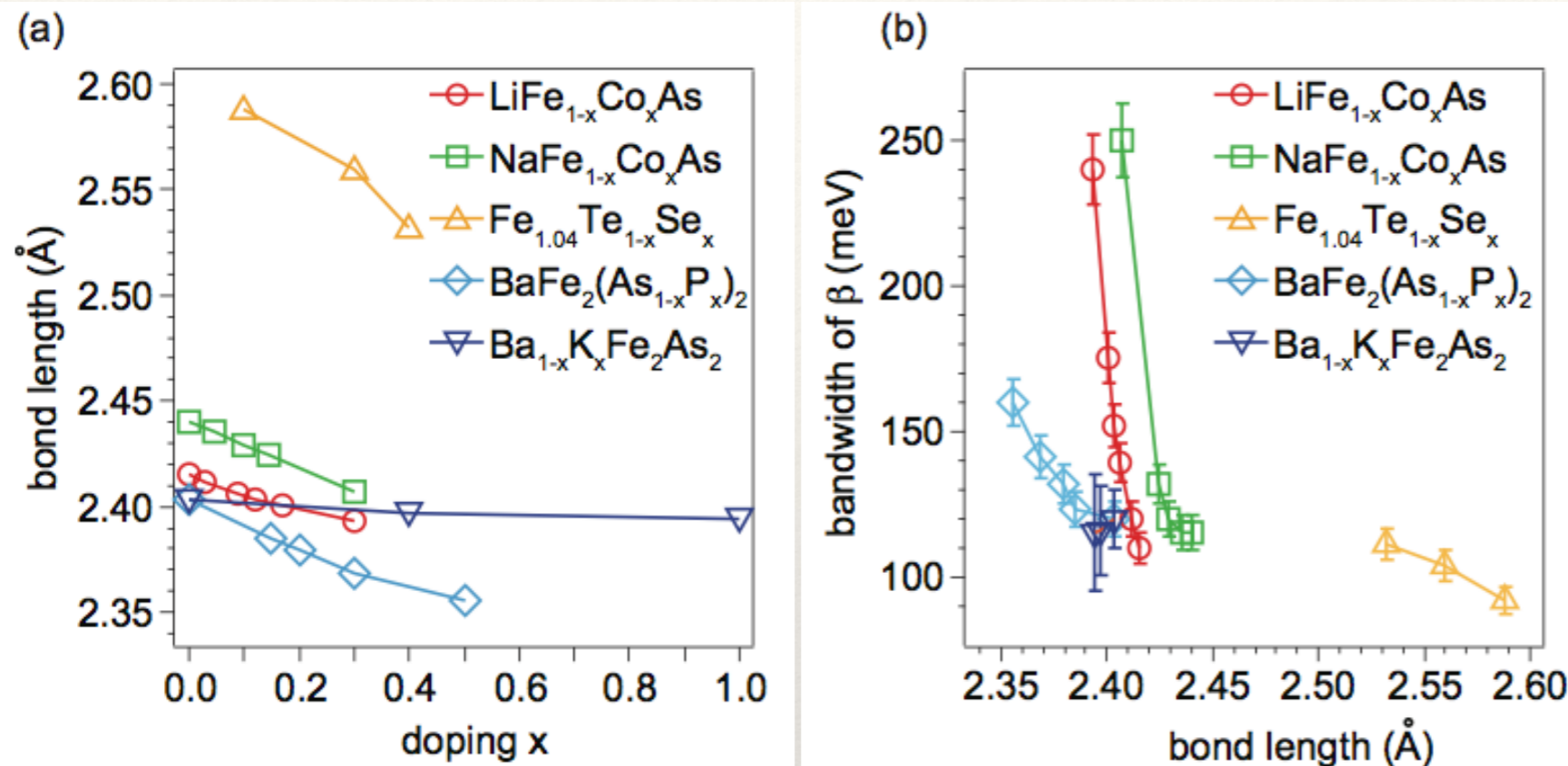
The suppression of the electronic correlation is universal for all systems except for  $\text{Ba}_{1-x}\text{K}_x\text{Fe}_2\text{As}_2$ .

What are the causes for the change of correlation?

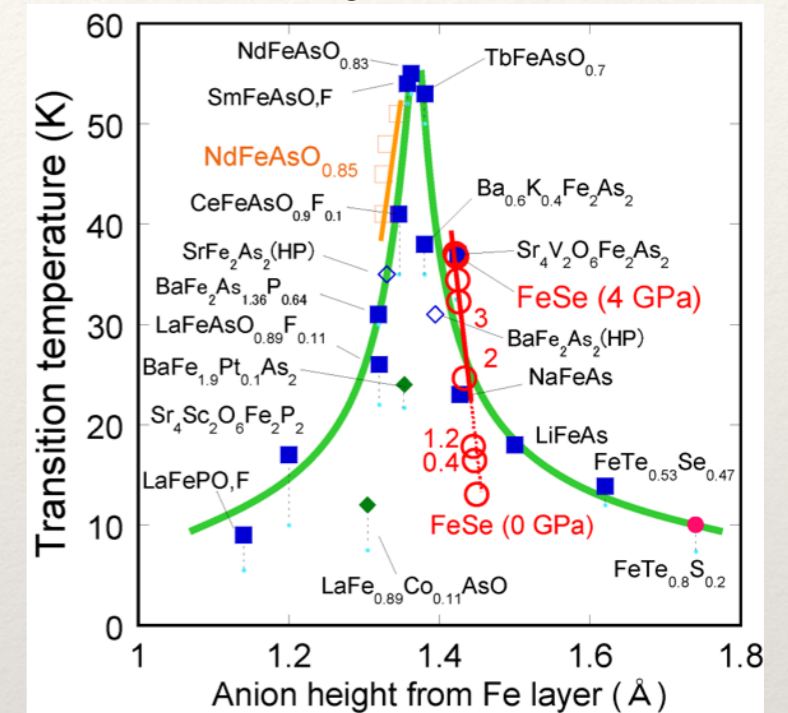
Carrier doping?

Lattice?

# Bond length and bandwidth



$H=1.38\text{\AA}$ ,  $T_c$  the maximum

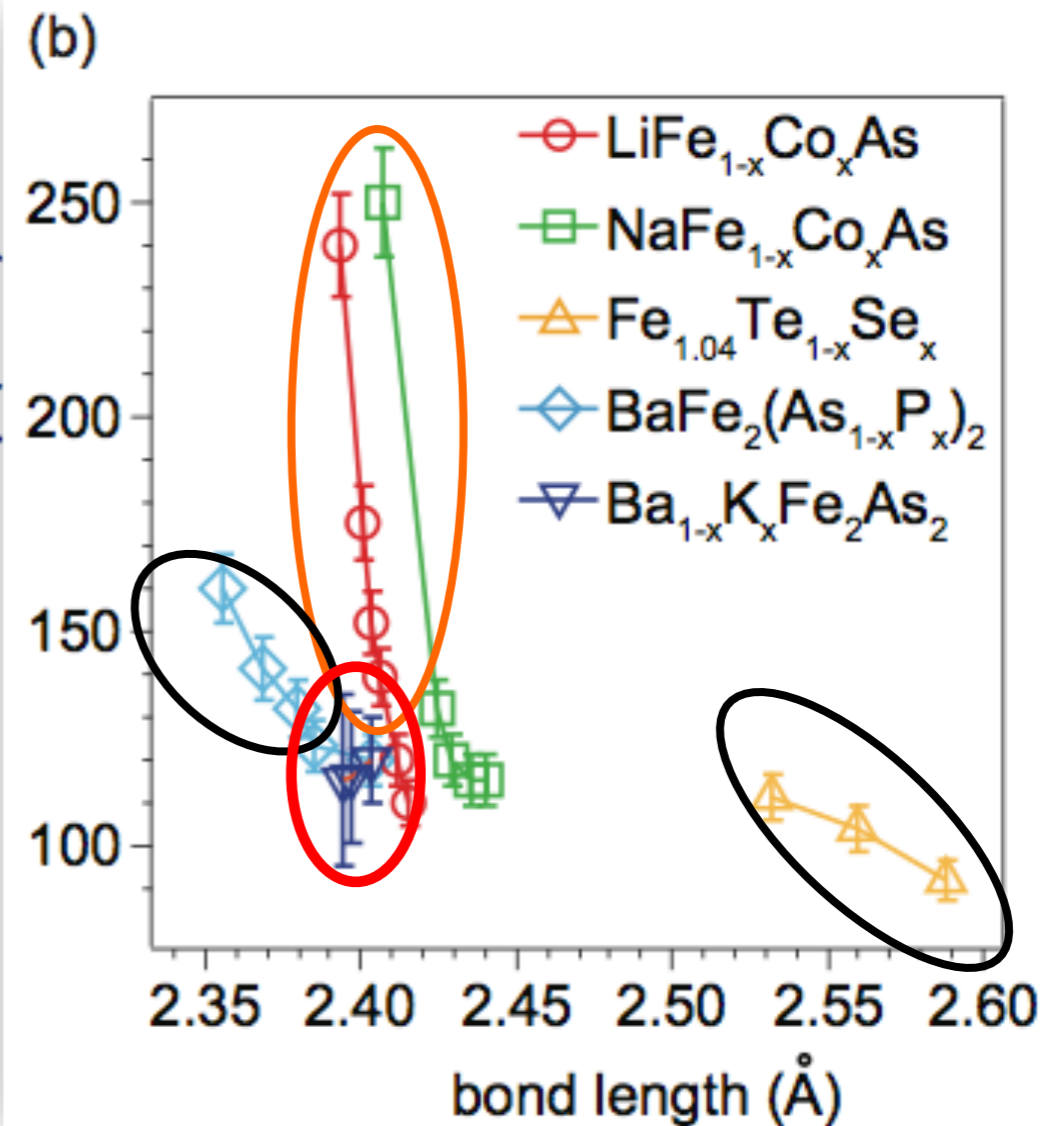
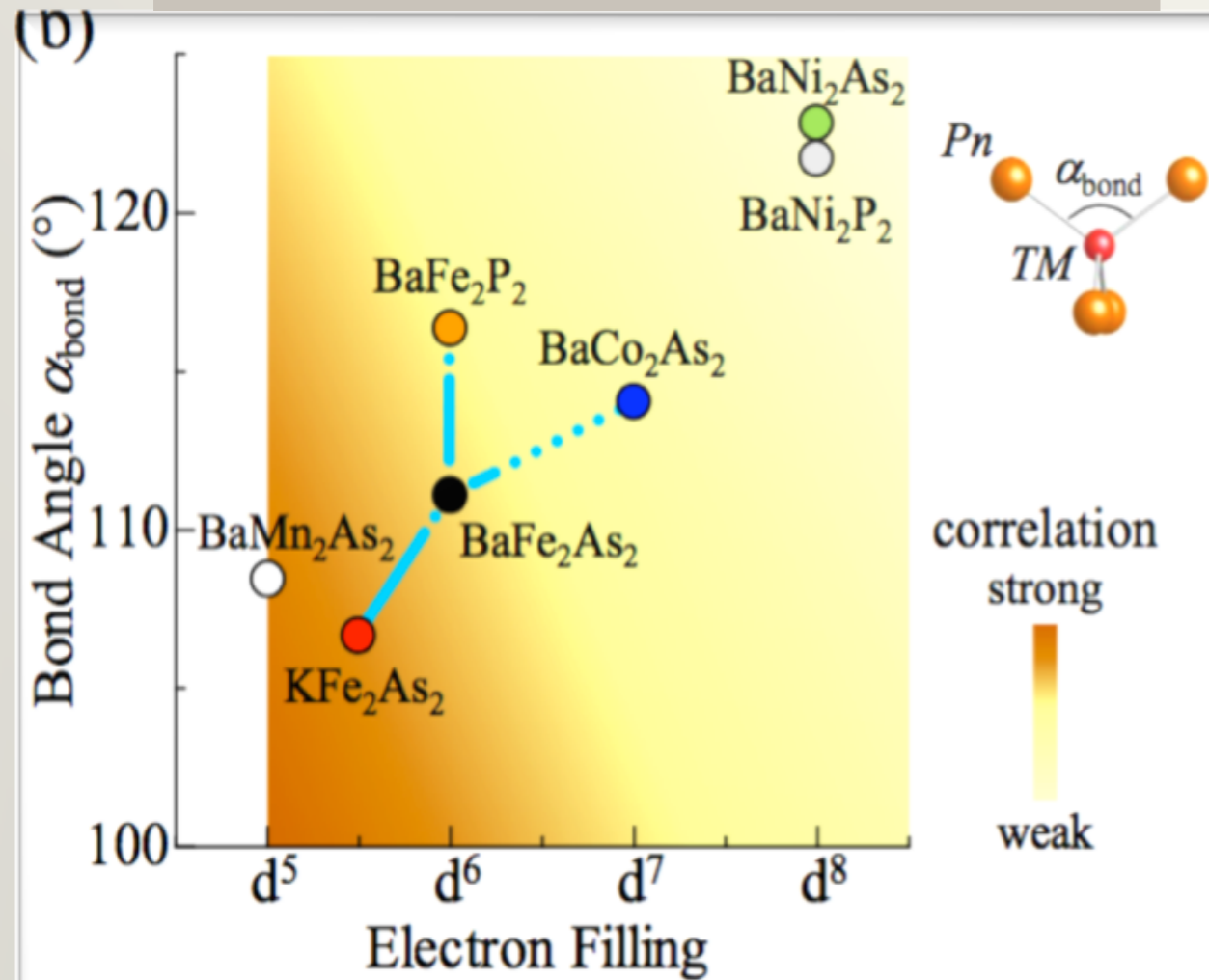


Y. Mizuguchi et al., arXiv:1001.1801v2

- ❖ Lattice structure (chemical pressure) plays an important role in the bandwidth evolution.
- ❖ Partially explains the bandwidth change.
- ❖ Relates the electronic structure, structure, correlation, and  $T_c$ , which needs systematic numerical investigations, including bond angle etc.
- ❖ Physical pressure effects are likely due to the bandwidth change as well.

# Particle-hole asymmetry

M. Nakajima, et al., arXiv, 1308.6113 (2013).

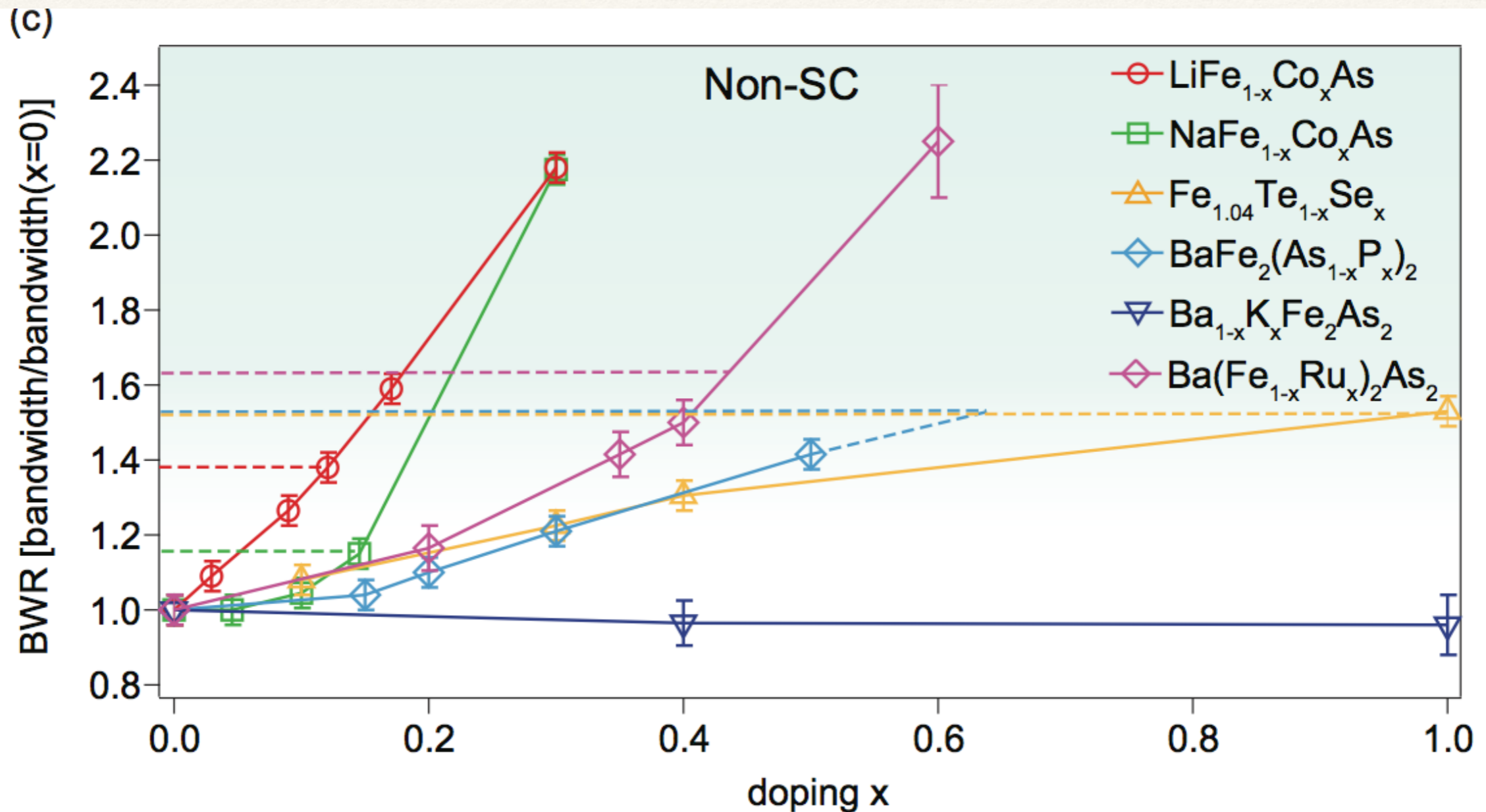


Co dopants: reduced bond length + reduced Hund's rule coupling

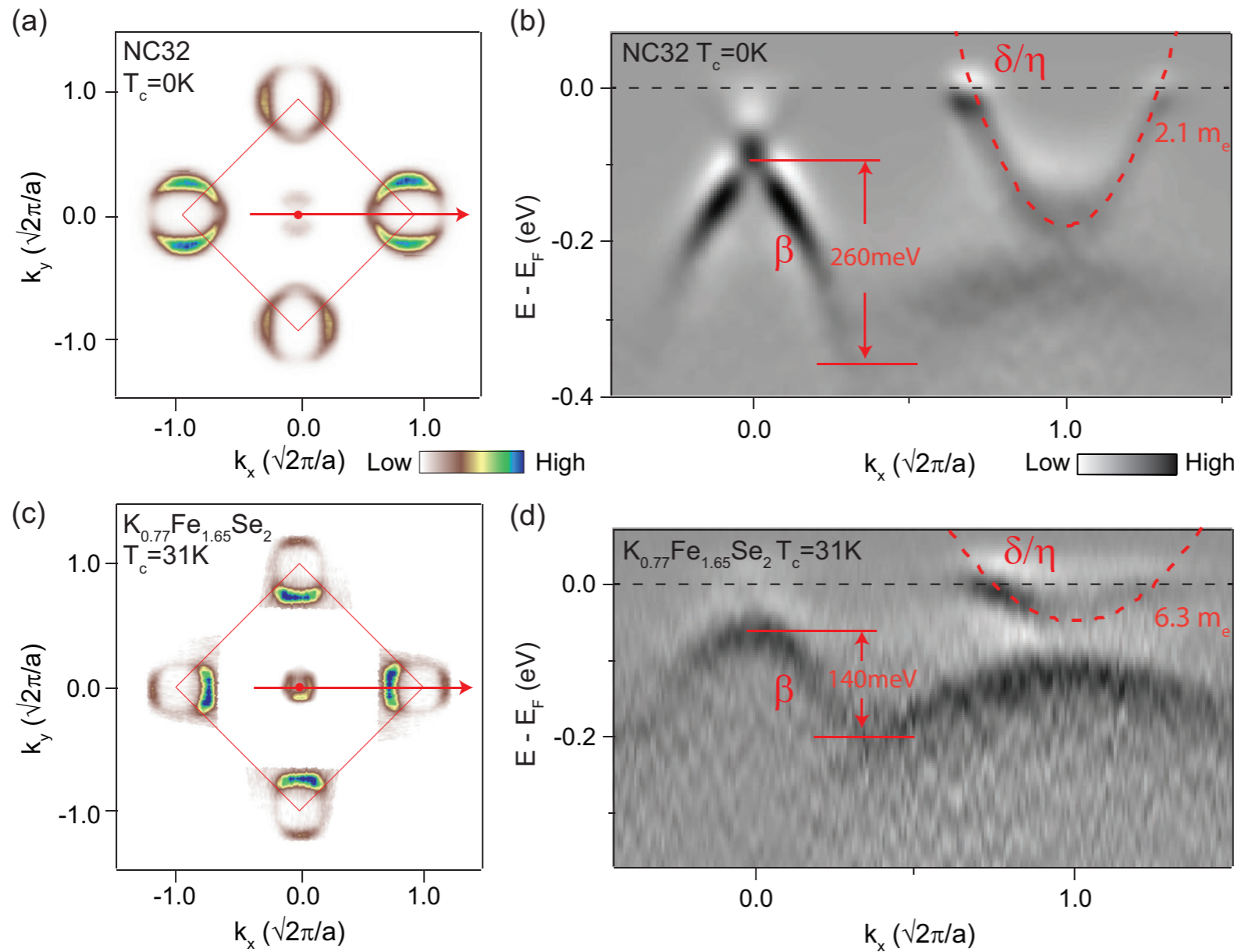
K dopants: hole doping drives system to 3d<sup>5</sup> state, counter-balance the screening effect.



# Critical role of bandwidth on SC



- ❖ Ru doping increases bond length, however 4d electrons are more itinerant.
- ❖ bandwidth ratio (BWR)  $> \sim 1.5$ , the SC disappears



$\text{NaFe}_{1-x}\text{Co}_x\text{As}$  ( $x=0.32$ ),  $T_c=0\text{K}$

$\text{K}_x\text{Fe}_{2-y}\text{Se}_2$ ,  $T_c=31\text{K}$

- ❖ The  $J_1$ - $J_2$ -... local interactions seem to be arguably dominating pairing. (Hu, Lee, Ding among many others)
- ❖ Electronic correlation/bandwidth plays an important role on supporting the superconductivity in  $\text{KFe}_2\text{Se}_2$ .

# What is more important for $T_c$ ?

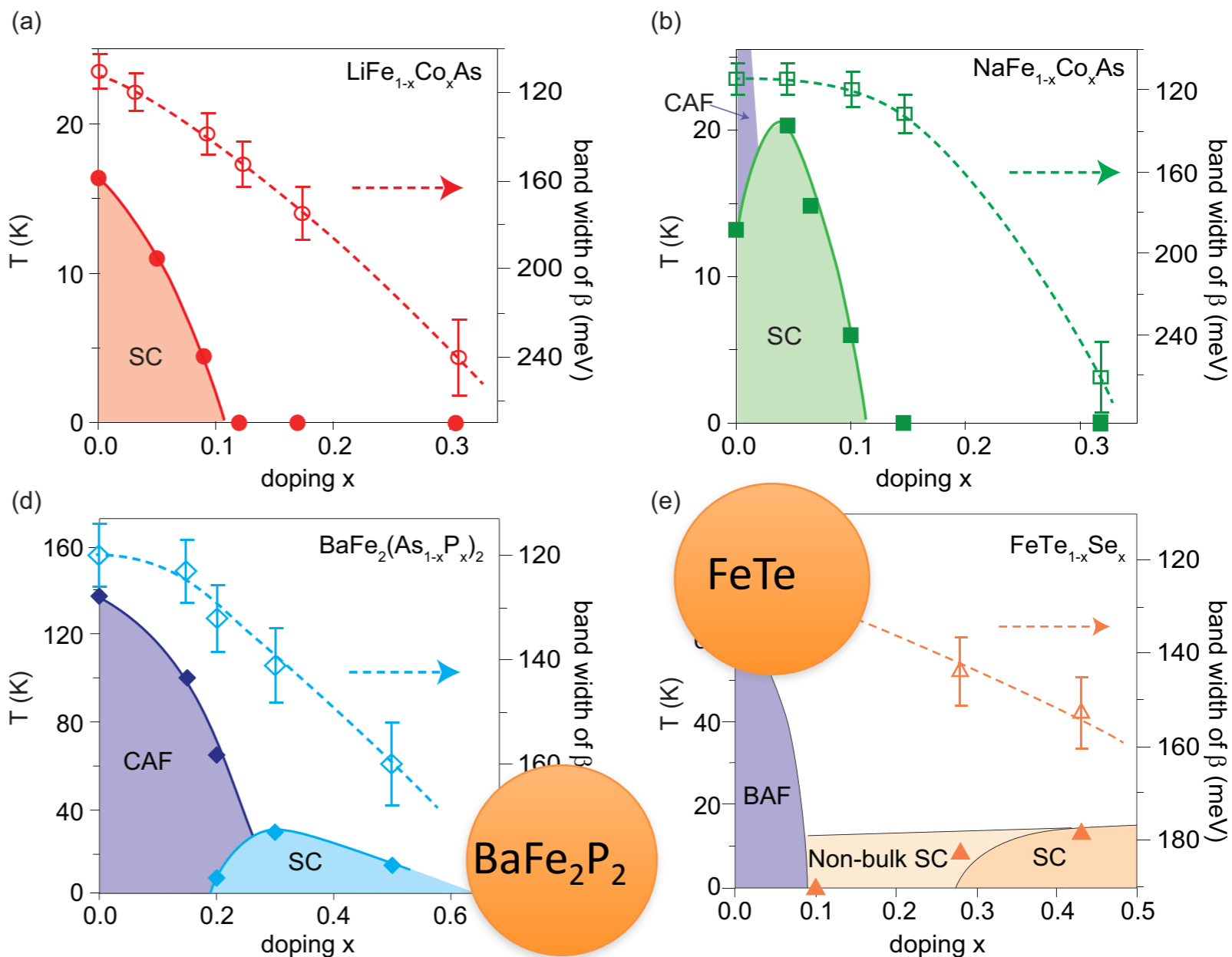
## 1. Fermi surface

Play a secondary role

## 2. Electronic correlation

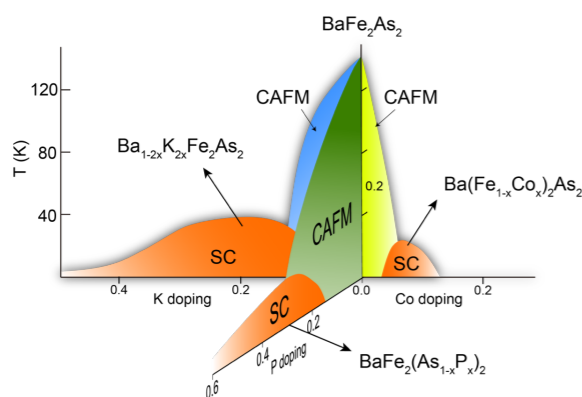
Moderate strength

## 3. Impurity scattering



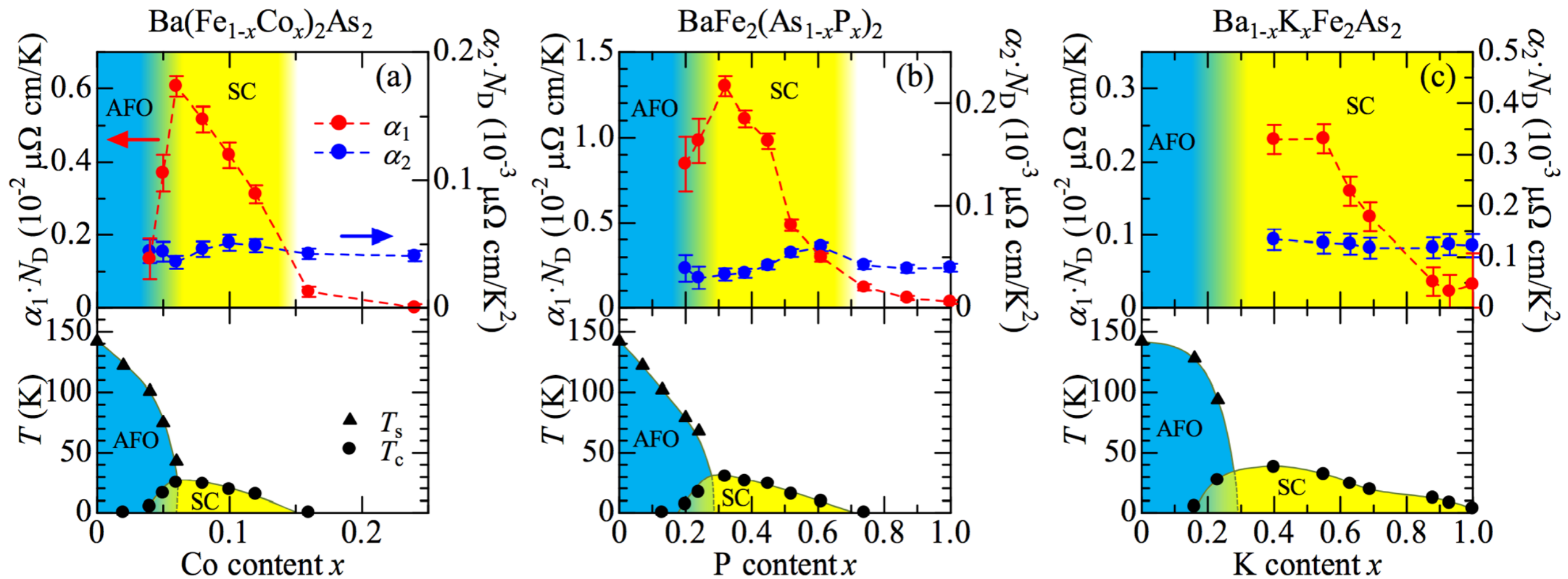
Too strong correlation: bad metal, form magnetic or orbital orderings. (FeTe)

Too small correlation: normal metal. ( $\text{BaFe}_2\text{P}_2$ )



# Correlations matter

$$1/\rho(T) = 1/(\rho_0 + \alpha_1 T + \alpha_2 T^2) + \sigma_{\text{in}}$$



# What is more important for $T_c$ ?

## 1. Fermi surface

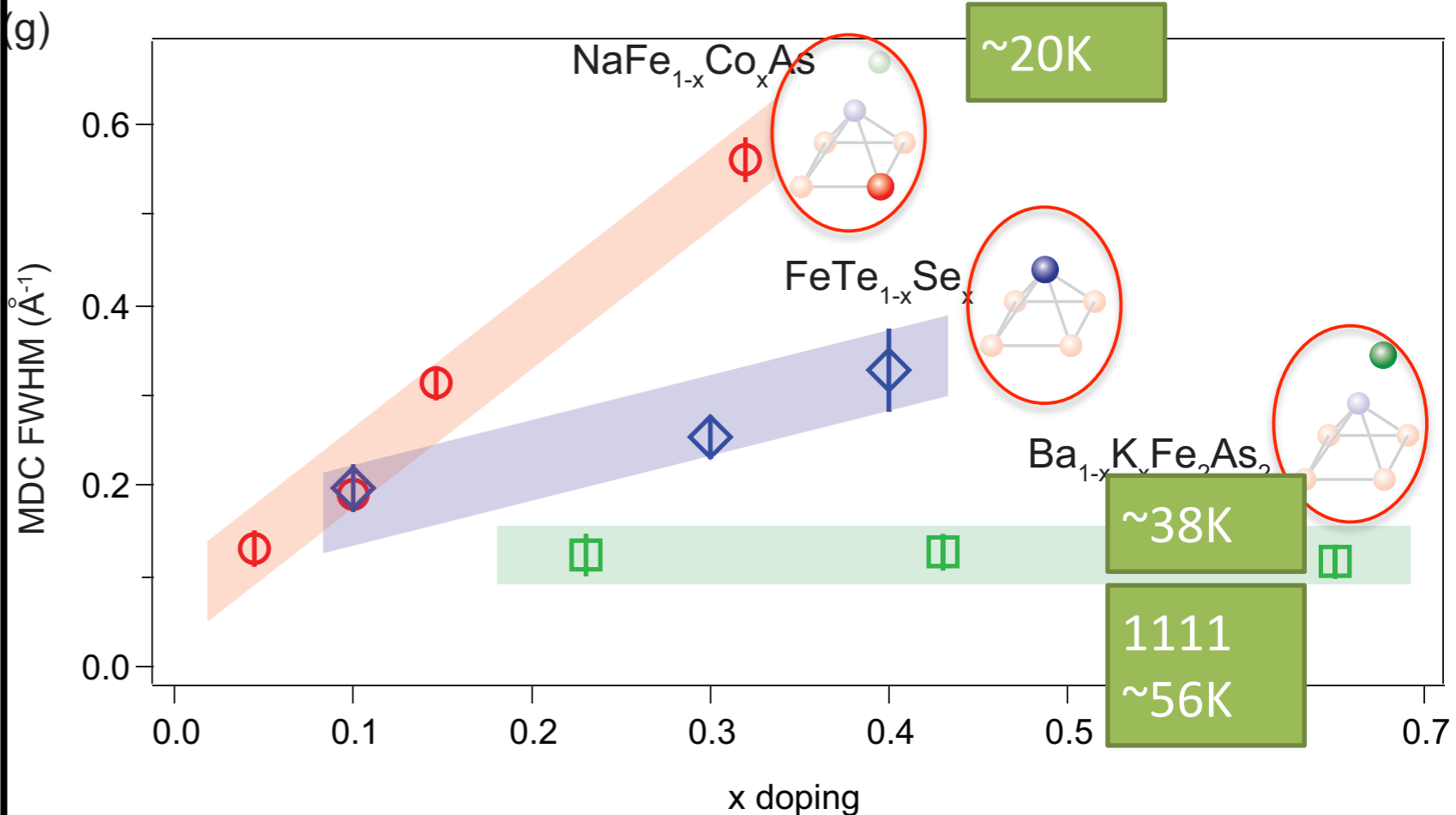
Play a secondary role

## 2. Electronic correlation

Moderate strength

## 3. Impurity scattering

Minimum impurity in iron-anion layer



The site dependence could understand different optimal  $T_c$ 's in different iron-based systems.

# What is more important for $T_c$ ?

## 1. Fermi surface

Play a secondary role

## 2. Electronic correlation

Moderate strength

## 3. Impurity scattering

Minimum impurity in iron-anion layer

a direction to increase  $T_c$

# Conclusion

